



L&T Switchgear*
Business

IS NOW



Electrical & Automation



INFRASTRUCTURE



INDUSTRIES



BUILDINGS



AGRICULTURE



HOME

**Maximum Retail Prices
for Panel Accessories**
Effective from 01-05-2024

**PANEL
ACCESSORIES**

FROM THE COO'S DESK.



L&T Switchgear* IS NOW
Business



Electrical & Automation

Dear Stakeholder,

We are pleased to announce the launch of our new brand "Lauritz Knudsen Electrical & Automation" on 29th May 2024 which will replace the existing brand, L&T Switchgear.

We sincerely thank you for your patronage & support over the last seven decades. We eagerly anticipate continuing this journey under the new name.

During this transition, the specific product names shall remain unchanged, such as ACBs - OMEGA & C-POWER, MCCB-DSine, Final Distribution Products (MCBs, RCCB, RCBO) – AU / Exora, Contactors -MNX/MO/MCX, Industrial Automation, Metering products etc. Our products now feature a refreshed look that reflects our brand image and brings more consistency across our product line. However, please note that this change will not affect the ordering CAT numbers, technical parameters, and dimensions of our product range. Once the old brand material is exhausted, we will exclusively supply products under our new brand identity.

We assure you that this brand transition will be seamless, ensuring continuous availability of the products, including spares and after-sales support throughout the product's life cycle, whether under the L&T Switchgear or Lauritz Knudsen brand. Product warranties, as per our standard terms, will be honoured for products in both brands.

We kindly request you to update our new brand, Lauritz Knudsen Electrical & Automation, in your list of approved makes.

Thank you for your continued support and cooperation.

Best regards,
Naresh Kumar,
COO & Sr, VP, Electrical Standard Products
Lauritz Knudsen Electrical & Automation

Content

Rotary Switches	1
Load Break Switches	13
Cable Ducts	16
Timing Devices, Supply Monitors & ELR	21
Modular Remote Control Units	32

Note:

Colour of HSN code signifies below

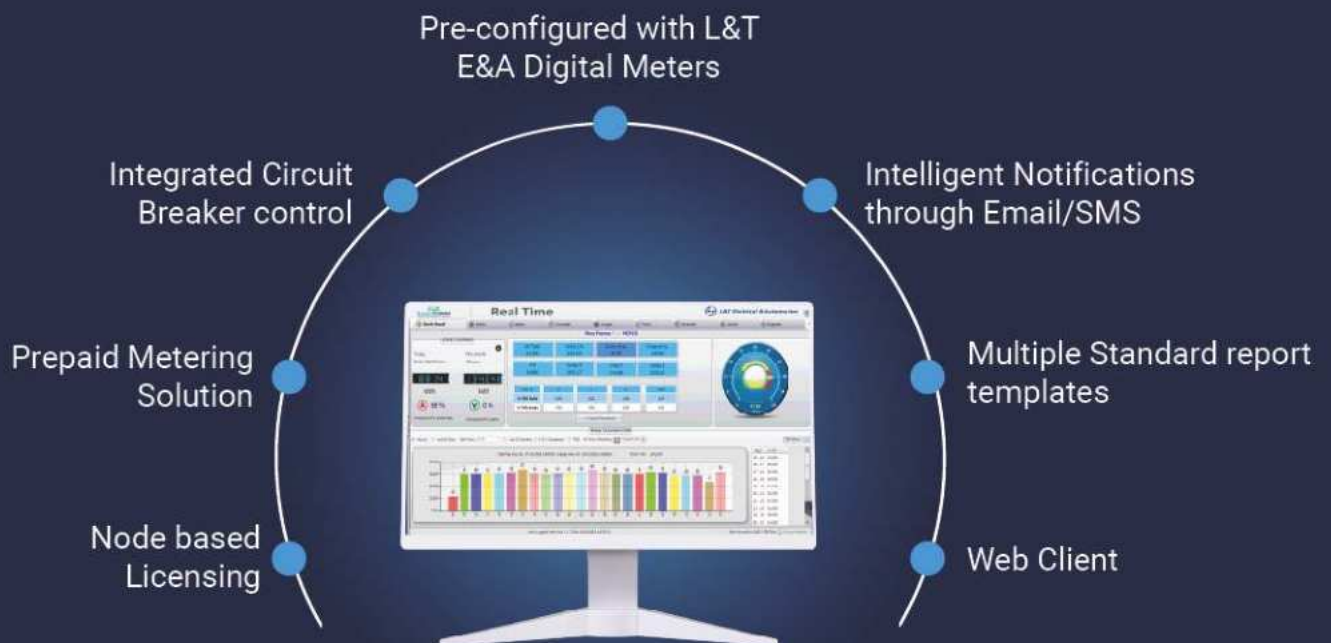
[Green colour : HSN code]

Current GST 18%, subject to changes as per Govt. notification

THE ENERGY MANAGEMENT SYSTEM THAT FOSTERS ENERGY EFFICIENCY

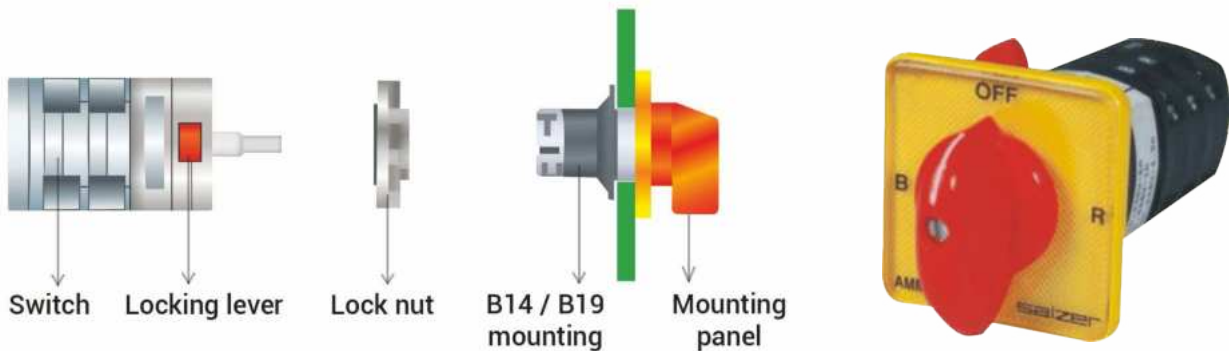


SmartComm EMS is a simple yet robust solution for organizations seeking to optimize energy consumption and operational efficiency, all within a user-friendly environment. The on-premise implementation gives you direct control and oversight of energy-related data, allowing for real-time monitoring, analysis, and decision-making through an intuitive and easy-to-use interface. With cutting edge features, SmartComm EMS empowers you to proactively manage energy usage, identify savings opportunities, and ensure compliance with sustainability goals and regulations.



Increase efficiency by 75% with our Single Hole Mounting Rotary Switch

Single hole mounting (SHM) range of rotary switches uses a unique mounting concept that requires just a single $\text{Ø}22.5$ cut out to mount the switches on the panel

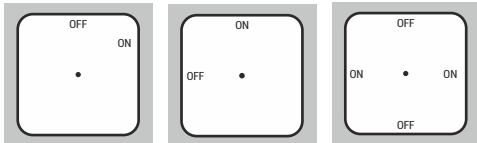


- Available from 6A-32A with B14 / B19 mounting
- Easy mounting - Reduces assembly time
- Wiring accessibility : Switch can be wired separately and then snap fitted to the mounting assembly using locking lever
- Single hole cutout - It requires a single cutout to mount on the panel

Rotary Switches

Note: All mentioned prices are for Standard Mounting & Knob. Kindly reach our branch offices for details of other mountings & knobs.

Cam Operated Rotary Switches [8536]

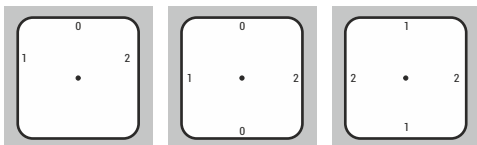


Isolators Switches (ON-OFF Switches)



60° Operation	90° Operation	90° Operation Complete Rotation	Description	M.R.P. (₹) Per Unit										
				6A (SAB13)	10A (SBB13)	16A (SCB03)	25A (SEB03)	32A (SFB03)	40A (SGB03)	63A (SIB03)	100A (SKB03)	200A (SNB03)		
Cat. No.: Program Code (First 5 digits), Next 5 digits in () # →														
61001	61191	61195	1 Pole ON - OFF	155	260	355	390	490	630	730	3845	4970		
61002	61192	61198	2 Pole ON - OFF	200	295	405	485	570	755	935	4810	6480		
61003 [§]	-	-	3 Pole ON - OFF	215	360	730	910	1015	1270	1825	6515	8490		
-	61199	61197		215	360	475	635	705	885	1265	5925	8090		
61004	61194	61196	4 Pole ON - OFF	270	400	510	765	825	1000	1510	6860	9620		

Note: Offered upto 12 Pole
§ Motor Duty Switch (AC-3 Duty)

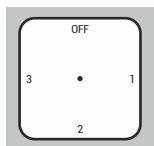


Changeover Switches (Local - Remote, Auto - Manual Switches)



With Center OFF (60°)	With OFF (90°)	Without OFF (90°) with Complete Rotation	Description	M.R.P. (₹) Per Unit									
				6A (SAB13)	10A (SBB13)	16A (SCB03)	25A (SEB03)	32A (SFB03)	40A (SGB03)	63A (SIB03)	100A (SKB03)	200A (SNB03)	
Cat. No.: Program Code (First 5 digits), Next 5 digits in () # →													
61025	61151	61037	1 P 2W	200	330	450	490	550	730	995	4970	7190	
61026	61152	61038	2 P 2W	270	395	510	665	765	1005	1510	7275	10955	
61027	61153	61039	3 P 2W	330	490	680	1000	1080	1265	2025	9425	14020	
61028	61154	61040	4 P 2W	405	575	785	1315	1380	1525	2540	11900	17500	

Phase Changeover (PS Series Switches)



Cat. No.: Program Code (First 5 digits), Next 5 digits in () # → ↓	Description	M.R.P. (₹) Per Unit			
		25A (PEB03)	32A (PFB03)	40A (PGB03)	63A (PIB03)
61060	1 P 3W with OFF	425	525	770	865

Phase Changeover in SS enclosure



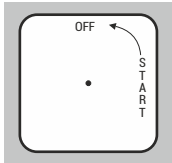
Cat. No.	Description	M.R.P. (₹) Per Unit			
		25A (E)	32A (F)	40A (G)	63A (I)
72347P □ M17TDYR.	PS Series Switches in SS enclosure	3320	3495	5165	5290

Note: Prices are available on request for higher than 4 Pole ON-OFF version. Please contact nearest E&A branch office for prices.

For complete ordering code, Kindly refer Page No. 10

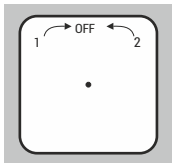
Spring Return Switches [8536]

ON - OFF Spring Return Switches



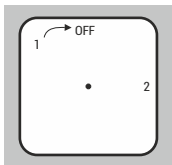
Description	Cat. No.: Program Code (First 5 digits), Next 5 digits in () #→	M.R.P. (₹) Per Unit	
		16A (SCB03)	25A (SEB03)
1 P ON - OFF	61351	765	1195
2 P ON - OFF	61352	805	1350
3 P ON - OFF	61353	910	1615
4 P ON - OFF	61354	1075	1760

Double Throw with Spring Return Switches



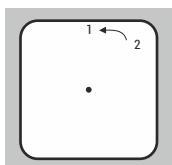
Description	Cat. No.: Program Code (First 5 digits), Next 5 digits in () #→	M.R.P. (₹) Per Unit	
		16A (SCB03)	25A (SEB03)
1 P 2W W/OFF Spring Return	61361	805	1350
2 P 2W W/OFF Spring Return	61362	1185	1760
3 P 2W W/OFF Spring Return	61363	1295	2200

One Side Spring Return Switches



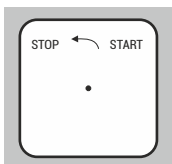
Description	Cat. No.: Program Code (First 5 digits), Next 5 digits in () #→	M.R.P. (₹) Per Unit	
		16A (SCB03)	25A (SEB03)
1 P 3W Spring Return - OFF from 1	61364	730	1350
2 P 3W Spring Return - OFF from 1	61365	1075	1760
3 P 3W Spring Return - OFF from 1	61369	1175	2200

Spring Return Switches without OFF



Description	Cat. No.: Program Code (First 5 digits), Next 5 digits in () #→	M.R.P. (₹) Per Unit	
		16A (SCB03)	25A (SEB03)
1 P 2W Spring Return - from 2 to 1	61371	730	1350
2 P 2W Spring Return - from 2 to 1	61372	1075	1760
3 P 2W Spring Return - from 2 to 1	61373	1175	2200

Start Stop Spring Return Switches



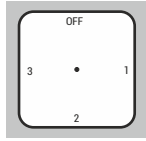
Description	Cat. No.: Program Code (First 5 digits), Next 5 digits in () #→	M.R.P. (₹) Per Unit	
		16A (SCB03)	25A (SEB03)
1 P Start Stop Spring Return	61300	910	1365
2 P Start Stop Spring Return	61388	1075	1760

For complete ordering code, Kindly refer Page No. 10

Multi Step Switches [8536]

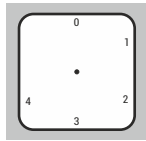


Multi Step Switches with OFF



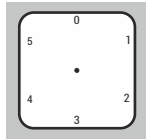
3 Way

Description	Cat. No. #	M.R.P. (₹) Per Unit									
		6A (SAB13)	10A (SBB13)	16A (SCB03)	25A (SEB03)	32A (SFB03)	40A (SGB03)	63A (SIB03)	100A (SKB03)	200A (SNB03)	
1 P 3W	61060	235	375	470	PS Series Switches (Refer page no. 2)					5050	7675
2 P 3W	61080	330	435	570	790	850	1220	1375	7425	11730	
3 P 3W	61100	475	590	970	1170	1275	1635	2120	9695	15405	
4 P 3W	61131	610	755	1175	1465	1605	2185	2550	12250	19315	



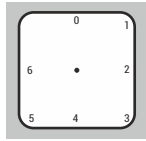
4 Way

1 P 4W	61061	280	340	680	830	915	1045	1415	7100	***
2 P 4W	61081	475	630	805	875	1015	1495	1660	11900	***
3 P 4W	61101	655	795	1275	1465	1680	1900	2550	17935	23165
4 P 4W	61132	795	1180	1620	1755	1875	2475	2940	25170	37755



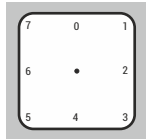
5 Way

1 P 5W	61062	305	440	720	1035	1050	1075	1520	***	14415
2 P 5W	61082	550	825	1045	1410	1660	1700	2125	***	***
3 P 5W	61102	730	1510	1815	2000	2205	2460	2885	23880	***



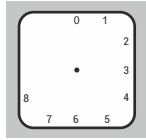
6 Way

1 P 6W	61063	395	550	755	1045	1070	1105	***	***	***
2 P 6W	61083	655	***	1105	***	1900	***	3565	***	***
3 P 6W	61103	910	***	2085	2355	2535	***	2965	***	***



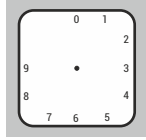
7 Way

1 P 7W	61064	405	620	820	1050	1100	1145	1775	***	***
2 P 7W	61084	685	***	1085	1650	1755	2430	2815	***	***
3 P 7W	61104	950	***	1755	2170	***	3315	3905	***	***



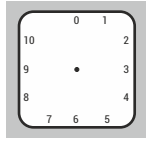
8 Way

1 P 8W	61065	460	680	815	1440	***	1810	***	***	***
2 P 8W	61085	750	***	1485	***	***	***	***	***	***



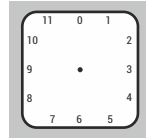
9 Way

1 P 9W	61066	475	***	***	***	***	***	***	***	***
2 P 9W	61086	855	***	2175	***	***	***	***	***	***



10 Way

1 P 10W	61067	550	815	1135	2460	***	***	***	***	***
2 P 10W	61087	880	***	***	***	***	***	***	***	***



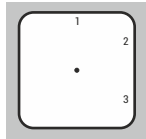
11 Way

1 P 11W	61068	655	***	1035	2690	***	***	***	***	***
2 P 11W	61088	1000	***	***	***	***	***	***	***	***

***Prices are available on request.

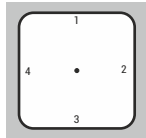
Program Code first 5 digits, Next 5 digits in (), For complete ordering code, kindly refer Page No. 10

Multi Step Switches without OFF



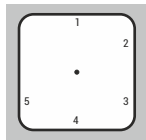
3 Way

Description	Cat. No. #	M.R.P. (₹) Per Unit								
		6A (SAB13)	10A (SBB13)	16A (SCB03)	25A (SEB03)	32A (SFB03)	40A (SGB03)	63A (SIB03)	100A (SKB03)	200A (SNB03)
1 P 3W W/O OFF	61049	220	360	480	610	635	975	1100	***	7785
2 P 3W W/O OFF	61069	330	545	670	805	1210	1220	1440	7425	14020
3 P 3W W/O OFF	61089	475	675	1000	1170	1275	1635	2120	9695	15550
4 P 3W W/O OFF	61120	610	755	1160	1490	1585	3480	3840	***	20160



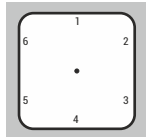
4 Way

1 P 4W W/O OFF	61050	250	390	575	730	765	1065	1480	5050	7955
2 P 4W W/O OFF	61070	370	565	680	865	950	1275	1660	7807	12605
3 P 4W W/O OFF	61090	505	555	1085	1380	1525	1670	2230	10280	16995
4 P 4W W/O OFF	61121	700	755	1265	1670	1775	2230	2975	12630	21500



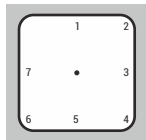
5 Way

1 P 5W W/O OFF	61051	305	405	625	825	1015	***	1520	6485	***
2 P 5W W/O OFF	61071	550	740	870	1320	1660	***	***	***	15970
3 P 5W W/O OFF	61091	730	1510	1655	1810	1985	2100	2965	***	***



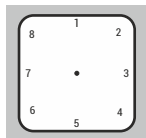
6 Way

1 P 6W W/O OFF	61052	320	665	780	915	1050	1230	1555	7425	14540
2 P 6W W/O OFF	61072	640	775	1050	1640	1685	1700	2175	14800	19025
3 P 6W W/O OFF	61092	780	1420	1780	1955	2030	2220	2965	25170	39790



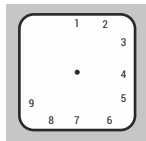
7 Way

1 P 7W W/O OFF	61053	395	620	705	1085	***	***	***	13090	***
2 P 7W W/O OFF	61073	685	***	1175	1670	***	***	***	***	***
3 P 7W W/O OFF	61093	950	***	1940	2530	***	***	3990	***	***



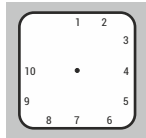
8 Way

1 P 8W W/O OFF	61054	405	735	880	1100	1160	1280	1875	12435	***
2 P 8W W/O OFF	61074	725	1165	1485	1740	1885	***	3635	***	***
3 P 8W W/O OFF	61094	1020	***	2115	2275	2320	2655	4190	***	***



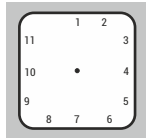
9 Way

1 P 9W W/O OFF	61055	475	***	1405	***	***	***	***	***	***
2 P 9W W/O OFF	61075	805	***	***	***	***	***	***	***	***



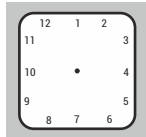
10 Way

1 P 10W W/O OFF	61056	510	780	1560	***	***	***	***	***	***
2 P 10W W/O OFF	61076	890	***	***	***	***	***	***	***	***



11 Way

1 P 11W W/O OFF	61057	940	***	***	***	***	***	***	***	***
2 P 11W W/O OFF	61077	1075	***	***	***	***	***	***	***	***



12 Way

1 P 12W W/O OFF	61058	995	***	1160	2780	2960	***	***	***	***
2 P 12W W/O OFF	61078	1165	***	***	***	***	***	***	***	***

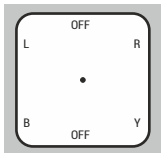
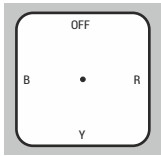
***Prices are available on request.

Program Code first 5 digits, Next 5 digits in (), For complete ordering code, kindly refer Page No. 10

Instrumentation Selector Switches [8536]

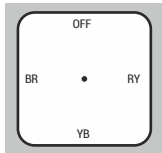


Ammeter Selector Switches (ASS)

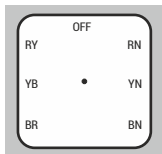


Description	Cat. No.	Amps	M.R.P. (₹) Per Unit
Line Currents with OFF with CT	61325 SAB13TDYR	6A	330
Line Currents with OFF with CT	61325 SBB13TDYR	10A	350
Line Currents with OFF with CT	61325 SCB03TDYR	16A	505
Line Currents with OFF without CT	71000 SCB03TDYR	16A	1445
Direct Currents with OFF without CT	71000 SEB03TDYR	25A	1670
Direct Currents with OFF without CT	71000 SFB03TDYR	32A	2005
Direct Currents with OFF without CT	71000 SGB03TDYR	40A	3525
Direct Currents with OFF without CT	71000 SIB03TDYR	63A	3720

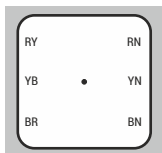
Voltmeter Selector Switches (VSS)



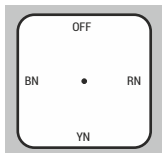
Description	Cat. No.	Amps	M.R.P. (₹) Per Unit
Voltage between Phases with OFF	61312 SAB13TDYR	6A	240
Voltage between Phases with OFF	61312 SBB13TDYR	10A	320
Voltage between Phases with OFF	61312 SCB03TDYR	16A	455



Description	Cat. No.	Amps	M.R.P. (₹) Per Unit
Voltage between Phases & Individual Phases to Neutral with OFF	61313 SAB13TDYR	6A	425
Voltage between Phases & Individual Phases to Neutral with OFF	61313 SBB13TDYR	10A	630
Voltage between Phases & Individual Phases to Neutral with OFF	61313 SCB03TDYR	16A	855

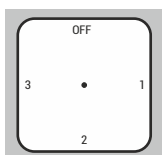


Description	Cat. No.	Amps	M.R.P. (₹) Per Unit
Voltage between Phase & Phase to Neutral without OFF	61314 SBB13TDYR	10A	625



Description	Cat. No.	Amps	M.R.P. (₹) Per Unit
Voltage between Phase & Phase to Neutral without OFF	61311 SAB13TDYR	6A	425

Ammeter & Voltmeter Combined Switch



Description	Cat. No.	Amps	M.R.P. (₹) Per Unit
Voltage between Phases to Neutral & Current of that Phase	61338 SBB13TDYR	10A	665



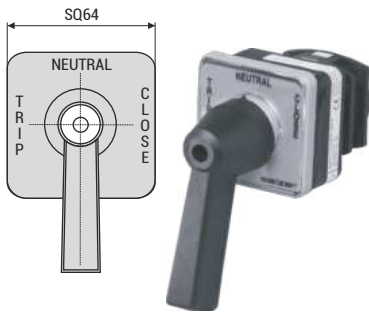
Control your breaker remotely
through TNC switch

Breaker Control Switches (Trip-Neutral-Close)

- 1NO+1NO, 2NO+2NC model available in 25A
- Barrel lock option available
- Lost motion contact (LMD) & Sequence Locking available



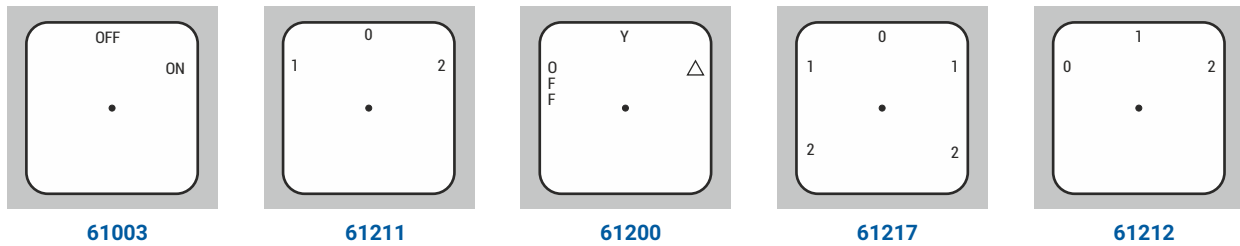
Breaker Control Switches (Trip - Neutral - Close)



Rating	Contact Arrangement	Mounting Type	Cat. No.	M.R.P. (₹) Per Unit
25A	1Trip + 1Close	Standard	73257SEB03PGGB	1250
25A	1Trip + 1Close	Standard	73257SEB03PGYR	1250
25A	1Trip + 1Close	Barrel Lock	73257SEB90PGBB	1730
25A	2Trip + 2Close	Standard	72009SEB03PGBB	1470
25A	2Trip + 2Close	Standard	72009SEB03PGYR	1470
25A	2Trip + 2Close	Standard	72009SEB03PGGB	1470
25A	2Trip + 2Close	Barrel Lock	72009SEB90PGBB	2120

Other option such as sequence inter lock (SIL) & lost motion device (LMD) available on request.

Motor Duty Switches

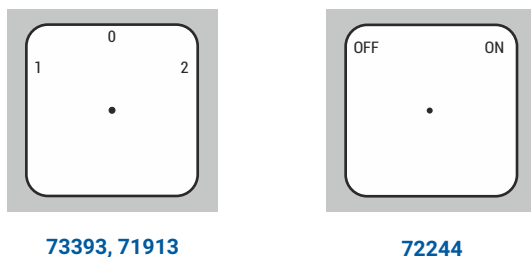


Description	Cat. No. #	M.R.P. (₹) Per Unit						
		16A (SCB03)	25A (SEB03)	32A (SFB03)	40A (SGB03)	63A (SIB03)	100A (SKB03)	200A (SNB03)
ON - OFF Switch	61003	730	910	1015	1270	1825	6515	8490
FOR - OFF - REV Switch	61211	550	680	805	2095	2550	6495	10470
Star - Delta Switch	61200	730	960	1205	1840	2355	***	***
2 Speed for FOR - OFF - REV Switch	61217	***	1735^	***	2900	***	***	***
2 Speed forward Switch	61212	805	1580	1980	2485	3050	8120	9380

^ Supplied only with ball grip handle

Program Code first 5 digits, Next 5 digits in (), For complete ordering code, kindly refer Page No. 10

Switches in Enclosure

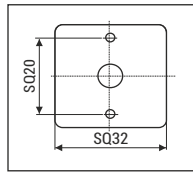


Description	Cat. No.	Amps	M.R.P. (₹) Per Unit
FOR - OFF - Rev in SS with ball grip handle	73393SCM17BGXB	16A	695
FOR - OFF - Rev in SS with ball grip handle	71913SEM17BGYR	25A	1055
FOR - OFF - Rev in SS with ball grip handle	71913SFM17BGYR	32A	1455
3 Pole ON - OFF in SS	72244SEM17TDYR	25A	920
3 Pole ON - OFF in SS	72244SFM17TDYR	32A	1255
3 Pole 2Way Without OFF in SS	61153SCM17TDYR	16A	1125

For any other rating requirement please contact nearest E&A branch office

Rotary Switch Accessories [8538]

Front Plate Assembly



Description	Cat. No.	Size	M.R.P. (₹) Per Unit
Front Plate for 6 to 16A	FP16SQ48	48 x 48	35
Front Plate for 25 & 32A	FP32SQ64	64 x 64	65
Front Plate for 40 to 200A	FP200SQ88	88 x 88	100

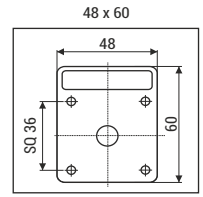


Tear Drop Flag Knob Ball Grip Lever Handle

Handles & Knobs

Description	Cat. No.	Size	M.R.P. (₹) Per Unit
Flag Handle for 16A	KNFHS2	48 x 48, 48 x 60	20
Flag Handle for 25 - 32A	KNFHS3	64 x 64, 64 x 80	35
Ball Handle for 16 - 32A	HNBHS1	64 x 64, 64 x 80	90
Ball Handle for 40 - 63A	HNBHS2	88 x 88, 104 x 104	100
PG Handle for 16 - 32A	HNPGS1	64 x 64, 64 x 80	110
Lever Handle for 40 - 200A	HNLVS1	88 x 88, 104 x 104	140
Tear Drop for 6 - 16A	KNTDS1	48 x 48, 48 x 60	20
Tear Drop for 16 - 32A	KNTDS2	64 x 64, 64 x 80	35
Tear Drop for 40 - 400A	KNTDS3	88 x 88, 104 x 104	75

Special Front Plate Assembly



Description	Cat. No.	Size	M.R.P. (₹) Per Unit
SPL IND Plates upto 16A	FPRT4860	48 x 60	65
SPL IND Plates for 16 - 32A	FPRT6480	64 x 80	110

Script Plate (marking plate)

Description	Cat. No.	Size	M.R.P. (₹) Per Unit
Script Plate for 6 - 16A	SPSQ48	48 x 48	20
Script Plate for 16 - 32A	SPSQ64	64 x 64	25
Script Plate for 40 - 200A	SPSQ88	88 x 88	30
Script Plate for 6 - 16A	SPRT4816	48 x 16	10
Script Plate for 6 - 32A	SPRT6416	64 x 16	15

Mounting Plates (used for Back Fixing Plate)

Description	Cat. No.	Size	M.R.P. (₹) Per Unit
Rear MTG Plate for 6 - 16A	MPSQ48	48 x 48	15
Rear MTG Plate for 25 - 32A	MPSQ64	64 x 64	25
Rear MTG Plate for 40 - 63A	MPSQ88	88 x 88	60
Rear MTG Plate for 80 - 400A	MPSQ104	104 x 104	110
DIN Rail Attachment upto 32A	B21DIN35	-	100

Wall Type Mounting Boxes (upto 32A - maximum 4 Contacts)

Description	Cat. No.	M.R.P. (₹) Per Unit
Plastic / ABS Enclosure B17 16A upto 3 Stage / 25A upto 2 Stage	WMBABS	680
Aluminium Enclosure B17 16A upto 3 Stage / 25A upto 2 Stage	WMBAL	1130
SS Enclosure M17 upto 32A - 4 Stage	WMBSS	425



B31 PVC Enclosure

Note: Switches to be order separately.

Script Plate - Silver Finish (for Black Front Plate Assembly Only)

Description	Cat. No.	Size	M.R.P. (₹) Per Unit
Silver Fainish 48 x 48 mm	SFSQ48	48 x 48	21
Silver Finish 64 x 64 mm	SFSQ64	64 x 64	24
Silver Finish 88 x 88 mm	SFSQ88	88 x 88	30
Silver Finish 104 x 104 mm	SFSQ104	104 x 104	53

Shrouding Cover (maximum 6 Contacts Round Type)

Description	Cat. No.	M.R.P. (₹) Per Unit
Shrouding Cover for 6 - 10A	SHCS1	70
Shrouding Cover for 16A	SHCS2	70
Shrouding Cover for 25 - 32A	SHCS3	105
Shrouding Cover for 40 - 63A	SHCS4	110
Special Cover for Extended Termination 80 - 400A (maximum 2 Contact Stage)	SHCS5	825

Ordering Code for Rotary Switches

Example for : 1. Programme Code 2. Type 3. Ampere 4. Mounting 5. Knob 6. Colour

25A 3 Pole 6 1 1 9 7 S E B 0 3 T D Y R


ON - OFF Switch

1. Programme Code


Programme	Programme Code
Isolators	Pg. No. 3
Changeovers Switches	Pg. No. 3
Spring Return Switches	Pg. No. 4
Multistep Switches with OFF	Pg. No. 5
Multistep Switches without OFF	Pg. No. 6
Instrumentation Switches	Pg. No. 7
Motor Control Switches	Pg. No. 8
Switches in SS Enclosure	Pg. No. 8
Breaker Control Switches	Pg. No. 8

2. Type Selection


Type	Code
S-Series (6 to 400A)	S
Touch Proof (6 to 16A)	T
Rear Access Termination (16 to 63A)	R
Phase Selector Only for 1 Pole 3 Way with OFF (25 to 63A)	P
DC Switches (16 to 500A)	D



S Series
Open Version



TP Series
Touch Proof



RT Series
Touch Proof &
Rear Termination

3. Ampere Selection

Ampere	Code	Ampere	Code
6	A	100	K
10	B	125	L
20	D	200	N
32	F	300	P
50	H	500	R
80	J	800	T

4. Mounting Style



B03/B13
Standard Mounting



B19/B14
Single Hole Mounting



B33
Round Padlock



B30
Rectangular Padlock



B63
Key Lockable Type



B17
ABS Enclosure



M17
Metal Enclosure



B02
Rear/Base Mounting








B21
DIN Rail Mounting



B42
Rear Mounting with Door Interlock






5. Knob / Handle Selection

Code - TD	Code - FH	Code - PG	Code - BG	Code - LV
				
Tear Drop	Flag Knob	Pistol Grip	Ball Grip	Lever Handle

6. Color Combination Selection Table

Code - YR	Code - GB	Code - BB	Code - AB
			
Yellow Front Plate Red Knob	Grey Front Plate Black Knob	Black Front Plate Black Knob	Aluminum Foil with Black Knob

Front Plate

Standard Style	Frame Size	Bigger Style
Current Ratings 6/10 Amps		Current Ratings ---
16/20 Amps		6/10 Amps
25/32 Amps		16/20 Amps
S40 Amps & above		25/32 Amps
-		S40 Amps & above

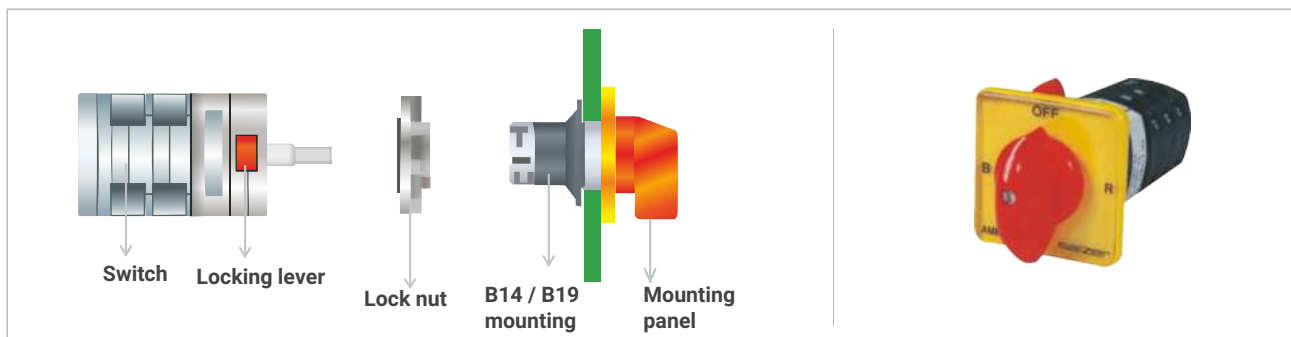
- Note:** 1. For ratings of 6/10A, standard mounting style is B13
 2. Single hole mounting equivalent of B03 is B19 and B13 is B14.

Mounting Feasibility

Mounting Code	Description	Feasibility					
		6/10A	16/20A	25/32A	40/63A	80/100/125A	200/400A
B03	Front Mounting, Standard Mounting plate		✓	✓	✓	✓	✓
B13	Front Mounting with next size plate	✓	✓	✓	✓	✓	✓
B00	Front Mounting 48 x 48 plate for 25/32A and 64 x 64 plate for 40/63A			✓	✓		
B19	Single Hole Mounting 32 x 32 plate for 6/10A only 48 x 48 Plate for 16-32A	✓	✓	✓			
B14	Single Hole Mounting 48 x 48 plate for 6/10A	✓					
B33	Front Mounting with Round Padlock for 2 Position (for Isolators)		✓	✓	✓	✓	✓
B30	Front Mounting with Rectangular Padlock 2 Position (for Isolators)		✓	✓	✓	✓	✓
B63	Key Lockable type (Handle/Knob)		✓	✓	✓		
B90	Center Key Lock (Pistol grip Handle in black color only)		✓	✓			
B02	Rear / (Back/Base) Mounting	✓	✓	✓	✓	✓	✓
B21	DIN Rail Mounting on 35 mm Rail 6-32 Amps	✓	✓	✓			
B32	Rear / Base Mounting, Door Interlock + Rectangular Padlock (B30+B42)Base		✓	✓	✓	✓	✓
B34	Rear / Base Mounting Door Interlock + Round Padlock (B33+B42)		✓	✓	✓	✓	✓
B41	Rear Mounting with Clutch Mechanism on Door (Door Open in all position without Interlock)		✓	✓	✓	✓	✓
B42	Rear Mounting with Interlock Mechanism on Door		✓	✓	✓	✓	✓
F47	Door Clutch, Mounting Plate at front		✓	✓	✓	✓	✓
B17	ABS Enclosure	Max stages	upto 4	upto 3	upto 5	upto 5	
B31	ABS Enclosure with Round Padlock (B33+B17)	Max stages		upto 2	upto 2	upto 2	
M17	Metal Enclosure	Max stages	upto 4	upto 4	upto 3		
A17	Aluminium Enclosure	Max stages	upto 4	upto 3	upto 2		
B40	Single Hole Mounting with Padlock 48 x 48 Plate For 16-32A			✓	✓		
B43	Single Hole Mounting with Center key 48 x 48 Plate for 16-32A			✓	✓		
B45	Single Hole Mounting with Round Ring with Knob 16A-32A			✓	✓		

Single Hole Mounting Rotary Switch

Single hole mounting (SHM) range of rotary switches uses a unique mounting concept that requires just a single Ø22.5 cutout to mount the switches on the panel. These help in reducing the time and cost during assembly.



Benefits:

- Single hole panel cutout - makes easier for fitting on the panel
- Easy mounting - reduces assembly time by 50% over conventional 5 hole mounting
- Wiring accessibility - reduces wiring time, the switch can be wired separately and then snap fitted to the mounting assembly using the locking lever.

EB - GEN Changeover Switches [8536]

3 Pole EB - GEN Changeover Switches



B13 Mounting

Description	Cat. No.	M.R.P. (₹) Per Unit						
		25A (E)	32A (F)	40A (G)	63A (I)	80A (J)	100A (K)	125A (L)
3 Pole C/O Front Panel Mounting	EBX31153B13BGYR	2372	2470	2881	2998	*	*	*
3 Pole C/O Rear Mounting	EBX31153MB42BGYR	2751	2851	3319	3422	6117	7653	9560
3 Pole C/O in SS Enclosure	EBX31153SB31BGYR	3290	3379	3911	4027	*	*	*
3 Pole C/O Rear Mounting	EBX31153B21BGYR	2751	2851	3319	3422	6117	7653	9560
3 Pole C/O Rear Mounting	EBX31153MB34LHGB	2751	2851	3319	3422	6117	7653	9560
3 Pole C/O in Polycarbonate Enclosure	EBX31153B31LBGYR	3290	3379	3911	4027	*	*	*
3 Pole C/O in SS Enclosure	EBX31153SB31XLLHYR	*	*	*	*	8645	10170	12077

4 Pole EB - GEN Changeover Switches



MB42 Mounting

Description	Cat. No.	M.R.P. (₹) Per Unit						
		25A (E)	32A (F)	40A (G)	63A (I)	80A (J)	100A (K)	125A (L)
4 Pole C/O Front Panel Mounting	EBX31154B13BGYR	2751	2851	3379	3478	*	*	*
4 Pole C/O Rear Mounting	EBX31154MB42BGYR	3099	3219	3800	3956	7715	9653	12058
4 Pole C/O in SS Enclosure	EBX31154SB31BGYR	3668	3810	4420	4577	*	*	*
4 Pole C/O Rear Mounting	EBX31154B21BGYR	3099	3219	3800	3956	7715	9653	12058
4 Pole C/O Rear Mounting	EBX31154MB34LHYR	3099	3219	3800	3956	7715	9653	12058
4 Pole C/O in Polycarbonate Enclosure	EBX31154B31LBGYR	3668	3810	4420	4577	*	*	*
4 Pole C/O in SS Enclosure	EBX31154B31XLLHYR	*	*	*	*	10241	12166	14586

Rating Selection Table



SB31 Enclosure

Ampere (A)	Code (□)
25	E
32	F
40	G
63	I

Note :SB 31 Enclosure for 25A to 63A ratings.

B21 Mounting model is similar to B13 model with links provided on the common side.

*** - Please contact nearest E&A branch office.

Load Break Switches [8536]

AC ON LOAD ISOLATORS

- › AC 23 Utilization category
- › Range from 16-125 Amps upto 8 pole
- › Multiple mounting options, ABS / Aluminium sheet steel enclosures / IP65 / NEMA Rated
- › Add on pole Power / Neutral & Auxiliary pole
- › Changover switches from 25-125 Amps upto 4 poles
Confirms to IEC 60947-1 & 3, EN 60947-3, UL60947-4-1



LB 3 Pole ON - OFF Switches


Description	Cat. No.	Can also be given on request	M.R.P. (₹) Per Unit									
			16A (C)	20A (D)	25A (E)	32A (F)	40A (G)	63A (I)	80A (J)	100A (K)	125A (L)	
Single Hole MTG Switch with Flag Knob	LBX32300B19FPYR		814	831	*	*	*	*	*	*	*	
Front Plate MTG with Flag Knob	LBX32300B40FPYR		792	814	*	*	*	*	*	*	*	
Front Panel MTG with B03 (48x48) Plate	LBX32300B03FLYR	32309	724	741	803	831	954	1024	*	*	*	
Front Panel MTG with B13 (64x64) Plate with Flag Knob	LBX32300B13FLYR	32306/32309	724	741	803	831	954	1024	2589	3248	4079	
Front Panel MTG with B13 (64x64) Plate with BG Handle	LBX32300B13BGYR	32309	*	*	882	913	1033	1092	*	*	*	
DIN Rail MTG Switch with Flag Knob	LBX32300B23FLGB		*	*	803	831	954	1024	*	*	*	
Rectangular Pad Lock Switch with TDYR	LBX32300B30TDYR		*	*	971	1024	1123	1181	*	*	*	
Round Pad Lock Switch with RDYR	LBX32309B33RDYR		792	813	882	913	1033	1092	2807	3503	4378	
Switch with B63 Lock & Key Version	LBX32309B63TDYR		*	*	1342	1403	1520	1561	*	*	*	
Base MTG Switch with DIL and Pad Lock	LBX32309MB34RDYR		1264	1303	1403	1480	1542	1660	3739	4668	5836	
Base MTG Switch with BG Handle	LBX32309MB42BGYR		1264	1303	1403	1480	1542	1660	3739	4668	5836	
Switch in Polycarbonate Enclosure - in B31SM	LBX32300B31SMRDYR		1604	1652	1784	1830	*	*	*	*	*	
Switch in Polycarbonate Enclosure - in B31M	LBX32309B31MRDYR		*	*	*	*	2001	2052	*	*	*	
Switch in Polycarbonate Enclosure - in B31L with Leech Handle	LBX32309SB31LLHYR		*	*	*	*	*	*	5266	6207	7365	
Switch in SS Enclosure - in SB31L with Leech Handle	LBX32309SB31LLHYR		*	*	*	*	*	*	5266	6207	7365	

LB 4 Pole ON - OFF Switches

Description	Cat. No.	Can also be given on request	M.R.P. (₹) Per Unit								
			16A (C)	20A (D)	25A (E)	32A (F)	40A (G)	63A (I)	80A (J)	100A (K)	125A (L)
Single Hole MTG Switch with Flag Knob	LBX32400B19FPYR		1011	1033	*	*	*	*	*	*	*
Front Plate MTG with Flag Knob	LBX32400B40FPYR		993	1011	*	*	*	*	*	*	*
Front Panel MTG with B03 (48x48) Plate	LBX32400B03FLYR	32409	922	943	1025	1053	1233	1303	*	*	*
Front Panel MTG with B13 (64x64) Plate with Flag Knob	LBX32400B13FLYR	32406/32409	922	943	1025	1053	1233	1303	3178	3987	4996
Front Panel MTG with B13 (64x64) Plate with BG Handle	LBX32400B13BGYR	32409	*	*	1104	1134	1313	1373	*	*	*
DIN Rail MTG Switch with Flag Knob	LBX32400B23FLGB		*	*	1025	1053	1233	1303	*	*	*
Rectangular Pad Lock Switch with TDYR	LBX32400B30TDYR		*	*	1191	1242	1400	1463	*	*	*
Round Pad Lock Switch with RDYR	LBX32409B33RDYR		993	1011	1104	1134	1313	1373	3248	4055	5069
Switch with B63 Lock & Key Version	LBX32409B63TDYR		*	*	1561	1623	1799	1799	*	*	*
Base MTG Switch with DIL and Pad Lock	LBX32409MB34RDYR		1463	1502	1623	1700	1823	1942	4330	5406	6755
Base MTG Switch with BG Handle	LBX32409MB42BGYR		1463	1502	1623	1700	1823	1942	4330	5406	6755
Switch in Polycarbonate Enclosure - in B31SM	LBX32400B31SMRDYR		1799	1852	2001	2050	*	*	*	*	*
Switch in Polycarbonate Enclosure - in B31M	LBX32409B31MRDYR		*	*	*	*	2279	2331	*	*	*
Switch in Polycarbonate Enclosure - in B31L with Leech Handle	LBX32409SB31LLHYR		*	*	*	*	*	*	5858	6944	8286
Switch in SS Enclosure - in SB31L with Leech Handle	LBX32409SB31LLHYR		*	*	*	*	*	*	5858	6944	8286
Auxiliary Contact	FM / RM		204	204	250	250	250	250	741	741	741
Add-on Contact Additional Pole	FM / RM		209	218	235	263	306	330	865	1068	1189

Note : Standard packing upto 63A switches is 5 Nos.

Ordering Code for Load Break and Changeover Switches

LB Load Break Switch	 Switch Rating	XXXXX Programme Code	XXXXX Mounting Options	XX Knob Options	XX Colour
---	--	--	--	-----------------------------------	--------------------------

Example

LB Switches, 63A, 3P, 9 O'clock, 4 hole front mounting, with metal shaft, yellow front plate, red round knob

LB I 32309 MB34 RD YR

LB	I	32309	MB34	RD	YR	Description
						Yellow Front Plate/ Red Knob
						64 x 64 Front Plate Round Knob with Padlock (R)
						Metal Shaft with Round Knob with Padlock and Interlock
						3Pole 9 O' Clock "OFF"
						63A
						Load Break Switch

Accessories

LB X Switch Rating	X F-Front Mounting R-Rear Mounting	XX MC-Main Module NC-Neutral Module AC-Auxiliary Module	XXX 20 - 16A to 20A 32 - 25A to 32A 63 - 40A to 63A 80 - 80A 125 - 100A, 125A & 80A
--------------------------------------	--	--	---

LB	I	R	NC	32	Description
					32A
					Neutral Module
					Rear Mounting
					63 A
					Load Break Switch

Rating Selection Table

Ampere (A)	Code (□)
16	C
20	D
25	E
32	F
40	G
63	I
80	J
100	K
125	L

*** **Note** : Please contact nearest E&A branch office.


Cable Ducts [8538]

PVC Cable Ducts

- All ducts are ROHS compliant and FRLS
- Also available in Zero Halogen

Description	1 meter				2 meter			
	H x W	Cat. No.(Standard slot Grey)	M.R.P. (₹) Per Unit	Std. Pkg.	Min Order Qty	Cat. No.(Standard slot Grey)	M.R.P. (₹) Per Unit	Std. Pkg.
A 15 x 15	WWA1515SG	65	100	100	WWA1515SG2	130	64	64
A 15 x 25	WWA1525SG	90	100	100	WWA1525SG2	179	64	64
A 25 x 25	WWA2525SG	108	70	70	WWA2525SG2	216	48	48
A 30 x 25	WWA3025SG	119	70	70	WWA3025SG2	239	48	48
A 40 x 30	WWA4030SG	149	75	75	WWA4030SG2	299	32	32
A 45 x 25	WWA4525SG	151	75	75	WWA4525SG2	303	40	40
A 45 x 30	WWA4530SG	152	50	50	WWA4530SG2	305	32	32
A 45 x 45	WWA4545SG	193	50	50	WWA4545SG2	385	18	18
A 45 x 60	WWA4560SG	233	50	50	WWA4560SG2	466	12	12
A 60 x 25	WWA6025SG	193	50	50	WWA6025SG2	385	18	18
A 60 x 45	WWA6045SG	227	50	50	WWA6045SG2	453	18	18
A 60 x 60	WWA6060SG	269	32	32	WWA6060SG2	538	12	12
A 60 x 120	WWA60120SG	915	18	90	WWA60120SG2	1829	8	80
A 75 x 45	WWA7545SG	282	40	40	WWA7545SG2	564	12	12
A 75 x 75	WWA7575SG	397	32	32	WWA7575SG2	793	12	12
A 80 x 80	WWA8080SG	444	25	25	WWA8080SG2	888	12	12
A 100 x 100	WWA100100SG	717	18	18	WWA100100SG2	1434	8	40

Type A

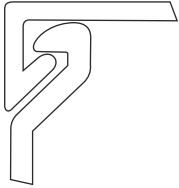


Specially designed profiles of duct and cover for fast and efficient locking.

A Type

- * Snap fit cover
- * Easy to remove

Type B



Non slip cover design of minimum encumbrance and maximum grip



B Type

- * Non - slip cover
- * Positive locking

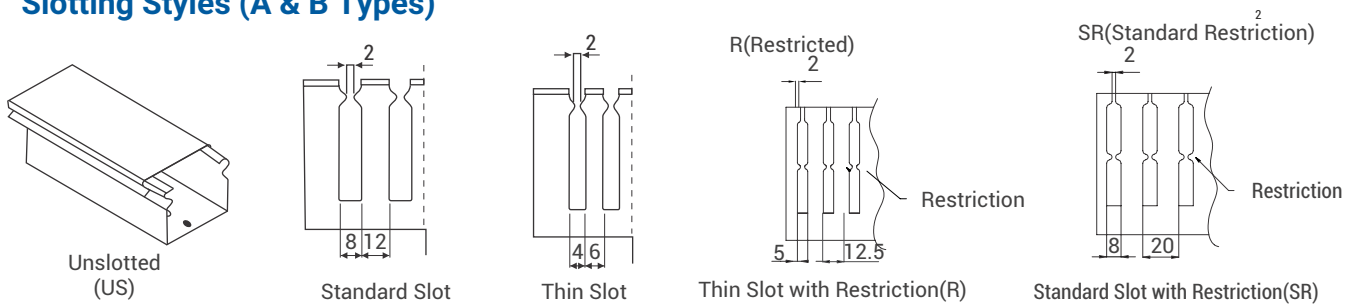
Description	1 meter				2 meter			
	W x H	Cat. No. (Standard slot)	M.R.P. (₹) Per Unit	Std. Pkg.	Min Order Qty	Cat. No. (Standard slot)	M.R.P. (₹) Per Unit	Std. Pkg.
B 25 x 25	WWB2525SG	116	70	70	WWB2525SG2	233	36	36
B 25 x 30	WWB2530SG	124	100	100	WWB2530SG2	247	36	36
B 25 x 40	WWB2540SG	151	75	75	WWB2540SG2	303	36	36
B 25 x 45	WWB2545SG	157	75	225	WWB2545SG2	313	36	108
B 25 x 60	WWB2560SG	199	50	50	WWB2560SG2	398	18	18
B 25 x 80	WWB2580SG	270	50	50	WWB2580SG2	540	18	18
B 25 x 100	WWB25100SG	343	25	25	WWB25100SG2	686	18	18
B 30 x 20	WWB3020UG	151	100	200	WWB3020UG2	303	36	180
B 30 x 80	WWB3080SG	374	50	200	WWB3080SG2	748	18	90
B 40 x 40	WWB4040SG	199	50	50	WWB4040SG2	398	18	18
B 45 x 45	WWB4545SG	206	50	50	WWB4545SG2	412	18	18
B 40 x 60	WWB4060SG	241	50	50	WWB4060SG2	482	18	18
B 40 x 80	WWB4080SG	285	50	50	WWB4080SG2	571	18	18
B 40 x 100	WWB40100SG	358	25	25	WWB40100SG2	717	12	12
B 45 x 20	WWB4520UG	158	75	225	WWB4520UG2	315	36	180
B 50 x 100	WWB50100SG	412	30	90	WWB50100SG2	824	12	60
B 60 x 20	WWB6020UG	216	50	200	WWB6020UG2	433	18	90
B 60 x 40	WWB6040SG	241	50	50	WWB6040SG2	482	18	90
B 60 x 60	WWB6060SG	285	50	50	WWB6060SG2	571	12	12
B 60 x 80	WWB6080SG	371	40	40	WWB6080SG2	742	12	12
B 60 x 100	WWB60100SG	488	30	30	WWB60100SG2	976	8	8
B 72 x 64	WWB7264SG	343	32	96	WWB7264SG2	686	18	90
B 75 x 75	WWB7575SG	482	32	96	WWB7575SG2	964	8	40
B 75 x 100	WWB75100SG	504	25	75	WWB75100SG2	1007	8	40
B 80 x 40	WWB8040SG	291	50	100	WWB8040SG2	583	12	60
B 80 x 60	WWB8060SG	385	40	80	WWB8060SG2	770	12	60
B 80 x 80	WWB8080SG	480	32	32	WWB8080SG2	960	12	12
B 80 x 100	WWB80100SG	539	24	24	WWB80100SG2	1077	8	8
B 100 x 60	WWB10060SG	459	30	30	WWB10060SG2	919	8	8
B 100 x 80	WWB10080SG	539	25	25	WWB10080SG2	1077	8	8
B 100 x 100	WWB100100SG	785	18	18	WWB100100SG2	1570	8	8
B 120 x 80	WWB12080SG	763	18	90	WWB12080SG2	1526	8	40
B 150 x 100	WWB150100SG	981	12	48	WWB150100SG2	1961	4	40
B 150 x 150	WWB150150SG	2131	8	80	WWB150150SG2	4262	2	40

Note : 1) For any special colour request additional 10% will be charged on price. For cut length additional 10% will be charged.
 2) Thin / Unslot will be supplied on request. For thin slot replace the cat. number ending with SG by TG,
 For an slotted channel replace the cat. number ending with SG by UG. MRP will be same as standard slot.

Covers for FRLS Cable Duct (Cable duct comes with default covers, following are spare offerings)

Description	Cat. No.	M.R.P. (₹)
		Per Unit
Cover for 15 mm A type	CCA15SG	30
Cover for 25 mm A type	CCA25SG	47
Cover for 30 mm A type	CCA30SG	57
Cover for 45 mm A type	CCA45SG	89
Cover for 60 mm A type	CCA60SG	107
Cover for 75 mm A type	CCA75SG	135
Cover for 80 mm A type	CCA80SG	160
Cover for 100 mm A type	CCA100SG	196
Cover for 25 mm B type	CCB25SG	49
Cover for 30 mm B type	CCB30SG	59
Cover for 40 mm B type	CCB40SG	74
Cover for 45 mm B type	CCB45SG	91
Cover for 50 mm B type	CCB50SG	110
Cover for 60 mm B type	CCB60SG	110
Cover for 72 mm B type	CCB72SG	139
Cover for 75 mm B type	CCB75SG	139
Cover for 80 mm B type	CCB80SG	166
Cover for 100 mm B type	CCB100SG	202
Cover for 120 mm B type	CCB120SG	216
Cover for 150 mm B type	CCB150SG	252

Slotting Styles (A & B Types)



DC Switches

- Available from 16A to 500A
- Used for railway coaches lighting & fan circuits switching, all DC power circuits - Railways, Telecommunications & Power plants, Battery charging equipment
- Please contact nearest branch office for prices



These products are manufactured by

salzer

Disclaimer

Every effort as to the correctness or sufficiency of the information and data contained in the catalogue is made. We however cannot accept any liability for the accuracy or completeness of the information and data provided. No claims in this regard shall consequently be accepted.

We reserve the right to make changes, without prior notice, in the catalogue.

Products with CAT no. having, with or without, dot as suffix are same.

Panel Mounted Earth Leakage Relay with CBCT



A Reliable Safety Device for Protection Against Earth Leakages

- Seven segment LED display for Earth Leakage indication
- Pre-alarm indication on 60% of leakage current setting with dedicated 1C/O + Earth leakage fault indication with 1 C/O.
- Discrete LED indication for Power ON, Alarm and Fault.
- 19 levels of current settings using combination of potentiometer and dip switches on the front facia.
- Wide range of earth leakage current 30 mA to 30 A
- Nano Crystalline CBCT measures the leakage current to the highest accuracy
- Available with RS485 port

Timing Devices, Supply Monitors & ELR


Timers [9107]

Micon 175	Type	Time	Voltage	Contact Arrangement	Cat. No.	M.R.P. (₹) Per Unit
	ON Delay	0.3 sec - 30 hrs	240 VAC/24 VAC/DC	1 C/O	12ODT4	770
110 VAC/24 VAC/DC						
12 VDC						
ON Delay & Interval	0.1 sec - 100 hrs	240 VAC/24 VAC/DC	1 C/O	12WDTC	980	
Star Delta Timer	3 sec - 120 sec	240 VAC	1 NO (Star)+1 NO (Delta)	12SDT0	870	
	3 sec - 30 sec	240 - 415 VAC	1 C/O (Star)+1 C/O (Delta)	14SDT1S	1295	
Signal OFF Delay	0.3 sec - 30 hrs	240 VAC/24 VAC/DC	1 C/O	12RDT4	925	
	0.3 sec - 30 hrs	12 VDC				
Multifunction Timer	0.1 sec - 100 hrs	12 - 240 VAC/DC	1 C/O	1CMDT0	1570	
			2 C/O	1CMDTF	1670	
Asymmetrical ON/OFF & OFF/ON	0.1 sec - 100 hrs	12 - 240 VAC/DC	1 C/O	1CJDT0	1570	
One Shot	0.3 sec - 30 hrs	110 VAC/24 VAC/DC	1 C/O	11BDT4	1170	
		240 VAC/24 VAC/DC				
		12 VDC				
Forward Pause Reverse Timer	ON time : 6 sec -60 min Pause time : 0.1 sec-200 sec	12 - 240 VAC / DC	2 C/O	1CZDTF	1670	



Pause time for Micon 175 star delta timer is 60 msec

1CMDT0 contains ON Delay, Impulse, Signal ON delay, Cyclic ON/OFF, Cyclic OFF/ON, Signal OFF Delay, Signal OFF/ON, Accumulative Delay ON signal, Impulse ON/OFF, Leading edge impulse, Trailing edge impulse, Leading edge Bistable

Micon 225		Type	Timing Range	Voltage	Contact Arrangement	Cat. No.	M.R.P. (₹) Per Unit
	ON Delay	0.1 sec - 10 hrs	24 - 240 VAC/DC	2 C/O	2AODT5	1430	
	Star Delta Timer	3 sec - 120 sec	24 - 240 VAC/DC	1 NO (Star)+1 NO (Delta)	2ASDT0	1500	
			240 - 415 VAC		2BSDT0	1765	
	Multifunction Timer	0.1s to 120 days	24 - 240 VAC/DC	2 C/O (1 Inst+1 Delayed)	2A8DT6	1605	
	Multifunction Multirange	0.1 sec - 10 hrs	24 - 240 VAC/DC	2 C/O	2A5DT5	1590	
			240 - 415 VAC		2B5DT5	1910	
	Signal Base Multi function - Multirange	0.1 sec - 10 hrs	24 - 240 VAC/DC	1 C/O	2ANDT0	1685	
	Multifunction Timer 6 Functions	0.1 sec - 10 hrs	24 - 240 VAC/DC	2 C/O (1 Inst+1 Delayed for 6th Mode)	2A6DT6	1700	
240 - 415 VAC			2B6DT6		1735		
True OFF Delay	0.6 sec - 600 sec	24 - 240 VAC/DC	2 C/O	23GDT0	2495		
Asymmetrical ON/OFF	0.1 sec - 10 hrs	24 - 240 VAC/DC	2 C/O	2AADT5	1800		


Pause time for Micon 225 star delta timer is 60 msec, 90 msec, 120 msec, 150 msec

Major timing functions


2A5DT5, 2B5DT5, 2A6DT6* and 2B6DT6* contains ON Delay, Interval, Cyclic ON/OFF, Cyclic OFF/ON, One Shot, ON Delay, On Delay (1 Inst + 1 Delayed)*

2ANDT0 contains ON Delay, Interval, Signal ON Delay, Accumulative ON Delay, Signal OFF Delay, Signal OFF/ON Delay, Leading edge impulse


2A8DT6 contains ON Delay, Impulse, Signal ON delay, Signal OFF delay, Step mode, One shot, Interval, Cyclic ON/OFF, Cyclic OFF/ON, Signal OFF Delay, Accumulative Delay ON signal, Impulse ON/OFF.


Digital Timer DIGICON		Functions	Timer	Voltage	Contact Arrangement	Cat. No.	M.R.P. (₹) Per Unit
	8 Functions	0.1 sec - 999 hrs	24 - 240 VAC/DC	1 C/O	V0DDTS	1695	
			24 - 240 VAC/DC	2 NO	V0DDTD	1695	
	18 Functions	0.1 sec - 999 hrs	24 - 240 VAC/DC	1 C/O	V0DDTS1	1920	
			24 - 240 VAC/DC	2 NO	V0DDTD1	1920	

V0DDTS and V0DDTD contains On Delay, Signal OFF Delay, Cyclic ON/OFF, Signal OFF/ON, Cyclic OFF/ON, Interval, Signal ON/OFF, One Shot output
V0DDTS1 and V0DDTD1 contains ON Delay, Cyclic OFF/ON, Cyclic ON/OFF, Impulse on energizing, Accumulative Delay ON Signal, Accumulative Delay on Inverted signal, Accumulative Impulse ON signal, Signal ON Delay, Inverted Signal ON delay, Signal OFF Delay, Impulse ON/OFF, Signal OFF/ON, Leading edge impulse, Trailing edge impulse, Delayed impulse, Negative edge impulse.


Motor Restart Timer		Functions	Timer	Voltage	Contact Arrangement	Cat. No.	M.R.P. (₹) Per Unit
	Motor Restart Timer	Memory time Tm: 0.2 to 6 sec	110 VAC	1 C/O	23LDT0	1875	
		Delay time Td: 0.2 to 60 sec	240 VAC		22LDT0	1875	

Time Switches [9107]

 FM1 / Quartz 150 Hrs Battery Backup	Product Description		Cat. No.	M.R.P. (₹) Per Unit
	FM1 / Quartz Daily	110 VAC - 240 VAC Base/DIN Mounting	J648B1	2550

 Digital Time Switch Crono Pro Crono / Pulse	Product Description		Cat. No.	M.R.P. (₹) Per Unit
	Time Switch (Crono)	110 - 240 VAC 1 C/O Base/DIN 25 ON/OFF Each	67DDT0	2370
		24 VDC 1 C/O Base/DIN 25 ON/OFF Each	6GHDT0	2735
		12 VDC 1 C/O Base/DIN 25 ON/OFF Each	69HDT0	2880
	Time Switch (Crono Pro)	110 - 240 VAC 2 C/O Base/DIN 50 ON/OFF Each	WT2DCDS	3185
	Time Switch (Pulse) *	110 - 240 VAC 1 C/O Base/DIN 16 Pulse	67DDT9	2565
		24V DC 1 C/O Base /Din 16 Pulse	6GHDT9	2895
12V DC 1 C/O Base /Din 16 Pulse		69HDT9	3045	

* For bell and siren application

 Astro Astro Pro Astro Mini	Product Description		Cat. No.	M.R.P. (₹) Per Unit
	Astro Mini	110 - 240 VAC 1 Phase - 2W 1 C/O , Base/Din	T2DDT7	4415
	Astro Pro	110 - 240 VAC 1 Phase - 2W 2 C/O , Base/Din 50 ON/OFF Each	AS2DCDS	5505
Astro	110 - 240 VAC 3 Phase - 4W 3 Channel 3 N/O , Base/Din	T3DDT0	10825	

Note : Astro Mini / Astro Pro is used for lighting control based on sunrise / sunset timings by latitude / longitude settings.

Supply Monitoring Devices [9032]

- SPP includes single phasing, phase sequence and phase unbalance monitoring with auto reset

Voltage Monitoring Relay Series		Type	Supply Monitoring Type	Time delay	Asymmetry	Voltage & Contact Arrangement	Cat. No.	M.R.P. (₹) Per Unit
	SM 301 (3Ph, 3W)	Single Phasing Preventor (SPP*) Fail Safe Type		ON Delay 2 sec and OFF Delay 7 sec	65 VAC Asymmetry	415 VAC, 1 C/O	MA51BC	1035
						415 VAC, 2 C/O	MC21B5	1510
						415 VAC, 1 C/O	MA51BK	1025
	SM 500 (3 Ph / 1 Ph, 4W)	Phase loss monitoring Non Fail Safe Type	Selectable Under Voltage + Selectable Over Voltage	OFF Delay 500 msec and Recover Delay 2 Sec	30% Fixed	415 VAC, 1 C/O	MA59B5	1190
							MD71B9	1555
							MD71BH	1555
	SM 500 with Neutral Loss Protection	Single Phasing Preventor + Selectable Under Voltage + Selectable Over Voltage	Selectable OFF Delay (0 to 15 sec)	Selectable ON Delay (0 to 15 min) & OFF Delay 5 sec	Phase Asymmetry 10% fixed	240 VAC, 2 C/O	MD71BF	1825
							MG73B9	1905
							MG73BH	1905
	SM 501 (3 Ph, 3W)	SPP + UV/OV, with fixed UV (173 V) & OV (288 V)	SPP + Selectable UV + Selectable OV with Neutral Loss Protection	Selectable ON (10 Sec) and OFF Delay (5 Sec)	Phase Asymmetry 20% fixed	415 VAC, 3 Ph 4W, 2 C/O	MG73BF	1905
							MG73BR	1905
							MAC04 D0100	1905
	SM 800 (3PH/ 3W, 4W)	Single Phasing Preventor + Selectable Under Voltage + Selectable Over Voltage + Neutral Loss (Applicable for 3P4W).	Selectable ON Delay 15 sec & OFF Delay 5 sec	Selectable ON Delay 15 sec & OFF Delay 5 sec	Phase Asymmetry 10%	415 VAC, 2 C/O	MB53BM	1940
							MG53BH	1940
							MG53BF	1940
							MG53BI	1830
							MG53BO	1830
	SM 600 (3P, 3W)	Phase loss+ Phase Sequence +Phase Asymmetry + UV + OV+3 phase interruption	Power ON Delay (0 to 999 sec) , OFF Delay (0.1 to 999 sec) & ON delay (0.5 to 999 sec)	Power ON delay (5s Fixed),ON delay (1-30 sec or Fixed), OFF delay (0.1 - 30 sec or Fixed)	Voltage: 5 to 99 VAC (Default 60V) , Percentage : 2 to 50% (Default 10%)	500V -1000V AC 2 C/O	DMS110	1910
							DMS120	2020
							DMA220	2230
					Voltage +_ 1% of set value		SMB110	8985

Voltage Monitoring Relay Series



SM175
3 Ph, 3W





SM175
3 Ph, 4W


Type	Supply Monitoring Type	Time delay	Asymmetry	Voltage & Contact Arrangement	Cat. No.	M.R.P. (₹) Per Unit
SM175 (3 Ph, 3W)	Phase loss + Phase Sequence Monitoring	ON Delay 500 msec & OFF Delay 100 msec	–	208 - 480 VAC, 1 C/O (Steps of 208 - 220 - 380 - 400 - 415 - 440 - 480 VAC)	MK21D5	1225
		ON Delay 500 msec & OFF Delay 100 msec	Phase Asymmetry (30% fixed)		MC21D5	1225
		ON Delay 5 sec & OFF Delay 100 msec (0 to 15s Selectable)	Phase Asymmetry (5% to 15% variable)		MA21DN	1600
	Phase Loss + Phase Sequence + Under Voltage + Over Voltage monitoring (UV: -2% to -20% of V_n , OV: 2% to 20% of V_n)	ON Delay 5 sec and Selectable OFF Delay (0 to 15 sec)	–		MD21DF	1600
	Phase Loss + Phase Sequence + Under Voltage + Over Voltage (UV: -5% to -25% of V_n , OV: 5% to 25% of V_n)	Selectable ON Delay (0.5 to 15 sec) and OFF Delay 5 sec	Phase Asymmetry (10% fixed)		MG21DH	1790
		ON Delay 5s and Selectable OFF Delay (0 to 15 sec)			MG21DF	1790
SM175 (3 Ph, 4W)	Phase loss+ Phase Sequence+ Under Voltage + Over Voltage (UV:-2% to -22% of V_n , OV: 2% to 22% of V_n)	Selectable ON delay (0 to 15 Sec), Selectable OFF delay (0 to 15 sec)	Phase Asymmetry (10% fixed)	120 to 277 VAC (3P, 4W), 1 C/O	MAG03D0424	1940
	Phase loss+ Phase Sequence+ Under Voltage + Over Voltage (UV:-5% to -25% of V_n / 60% of V_n (Fixed), OV: 5% to 25% of V_n / 110% of V_n (Fixed))			240 VAC (3P, 4W), 1 C/O	MAG03D0425	1940
	Phase loss+ Phase sequence+ Under Voltage + Over Voltage (UV:-5% to -25% / 80% of V_n (Fixed), OV: 110% of V_n (Fixed))	Selectable ON delay (0 to 15 sec/min), Selectable OFF delay (0 to 15 sec/min)	Phase Asymmetry (10% fixed/ 5% to 25% Selectable)	MAG03D0426	1940	
SM175 (3 Ph, 3W)	Phase loss Monitoring	ON delay 750 msec & OFF delay 500 msec	Phase Asymmetry (30% fixed)	415 VAC, 1 C/O	MAG03D0427	1300

Current Monitoring relay (CMR)

- Microprocessor based relay protects against Overload, Phase reverse, Phase loss, Phase unbalance faults
- Auto/ Manual reset selection
- Fail- safe protection with inbuilt CT upto 45A
- Inverse time model with underload, locked rotor protection and selectable trip class (10A, 10, 20, 30)
- Definite time model with underload and selectable start and trip time

Current Monitoring relay	Phase	Type	Current & Contact Arrangement	Cat. No.	M.R.P. (₹) Per Unit
		3 Phase	Inverse Time Current Monitoring Relay	2 - 5A 1 C/O	17A422CB0
3 - 9A, 1 C/O				17A122CB0	
8 - 24A, 1 C/O				17A222CB0	
15 - 45A, 1 C/O				17A322CB0	
Definite Time Current Monitoring Relay			2 - 5A 1 C/O	17B422AA0	
			3 - 9A, 1 C/O	17B122AA0	
			8 - 24A, 1 C/O	17B222AA0	
			15 - 45A, 1 C/O	17B322AA0	
Definite Type / Instant Trip			2 - 5A 1 C/O	17B422PA0	
1 Phase			Inverse Time Current Monitoring Relay	2 - 5A 1 C/O	17C412EB0
	3 - 9A, 1 C/O	17C112EB0			
	8 - 24A, 1 C/O	17C212EB0			
	15 - 45A, 1 C/O	17C312EB0			
	Definite Time Current Monitoring Relay	2 - 5A 1 C/O	17D412DA0		
		3 - 9A, 1 C/O	17D112DA0		
		8 - 24A, 1 C/O	17D212DA0		
		15 - 45A, 1 C/O	17D312DA0		

Insulation Monitoring Relay	Type	Description	Cat. No.	M.R.P. (₹) Per Unit
	 SM 1000 1P, 3P(3W/4W)	Insulation resistance monitoring relay for IT systems suitable for system voltage up to 520V. Adjustable from 1-100K Ω with 2C/O	IMR520	8085

PTC Thermistor Relay Series	Relay Type	Description	Cat. No.	M.R.P. (₹) Per Unit
		Thermistor Relay	110 - 240 VAC, 2 C/O	MJ83BK
220 - 440 VAC, 2 C/O			MJ93BK	2140
24 VAC/DC, 2 C/O			MJA3BK	2480
110 - 240 VAC, 1 C/O			MJ81BK	1960
220 - 440 VAC, 1 C/O			MJ91BK	1990

Electro Mechanical Timers [9107]

EM 1000



Product Description		Cat. No.	M.R.P. (₹) Per Unit
EM 1000 ON Delay Auto Reset Synchronous Timer Single Range		B□□□□□	Table-1
<p>EM 1000 B □ □ □ □ □</p> <p>Timing Ranges (SR)</p> <p>B 0.15 - 3.0 sec</p> <p>C 1.5 - 30 sec</p> <p>D 0.15 - 3.0 min</p> <p>E 1.5 - 30 min</p> <p>F 0.15 - 3.0 hrs</p> <p>G 1.5 - 30 hrs</p> <p>H 0.3 - 6.0 sec</p> <p>J 3.0 - 60 sec</p> <p>K 0.3 - 6.0 min</p> <p>L 3.0 - 60 min</p> <p>M 0.3 - 6.0 hrs</p> <p>N 3.0 - 60 hrs</p> <p>P 0.6 - 12 sec</p> <p>Q 6.0 - 120 sec</p> <p>R 0.6 - 12 min</p> <p>S 6.0 - 120 min</p> <p>T 0.6 - 12 hrs</p> <p>V 6 - 120 hrs</p> <p>Timing Ranges (MR)</p> <p>X 0.15 sec - 3.0 hrs</p> <p>Y 0.3 sec - 6.0 hrs</p> <p>Z 0.6 sec - 12.0 hrs</p> <p>Delay</p> <p>1 Standard ON delay</p> <p>2 With 'NO VOLT'</p> <p>Mounting</p> <p>B Base Mounting</p> <p>F Flush (door) Mtg.</p> <p>Contact</p> <p>1 1 Inst + 1 Del C/O</p> <p>2 1 Inst + 2 Del C/O</p> <p>Voltage</p> <p>3 110 VAC 50 Hz</p> <p>4 240 VAC 50 Hz</p> <p>C 110 VAC 60 Hz</p> <p>D 240 VAC 60 Hz</p>			
			*295
			*285
<p>* Add to basic Price. Contact : 240 VAC 6A (Resistive)</p>			

Table - 1

Single Range (SR) (In sec/min/hrs)	M.R.P. (₹) Per Unit for Single Range (SR) (In sec/min/hrs)	Multi Range (MR) with 5 Ranges	M.R.P. (₹) Per Unit
0.15 - 3	4780	0.15 sec - 3 hrs	5675
0.3 - 6		0.3 sec - 6 hrs	
0.6 - 12		0.6 sec - 12 hrs	
1.5 - 30			
3.0 - 60			
6.0 - 120			

Hour Meter & Counter [9029]

Hour Meters



Product Description		Cat. No.	M.R.P. (₹) Per Unit																
HM36, 85 - 265 VAC Flush Mounting		LA25F1	800																
HM 36, 10 - 80 VDC Flush Mounting		LD17F1	1215																
HM36, 92 - 264 / 270 - 460 VAC Base - DIN Mounting		30A6B1	875																
HM36, 10 - 80 VDC Base/DIN Mounting		30D1B1	1215																
Digital Hour Meter/Digital Counter (Resettable)		Z□□FB□	1455																
Hour Meter / Counter	Z □ □ FB □																		
	<table border="1"> <tr> <th colspan="2">Voltage</th> <th colspan="2">Bezel</th> </tr> <tr> <td>H 10 - 80 VDC</td> <td>1 Hour Meter</td> <td>A Round</td> <td></td> </tr> <tr> <td>7 85 - 265 VAC</td> <td>2 Counter</td> <td>B 24 x 48</td> <td></td> </tr> <tr> <td>J 12 - 48 VAC/DC</td> <td></td> <td>C Screw Mount</td> <td></td> </tr> </table>	Voltage		Bezel		H 10 - 80 VDC	1 Hour Meter	A Round		7 85 - 265 VAC	2 Counter	B 24 x 48		J 12 - 48 VAC/DC		C Screw Mount			
Voltage		Bezel																	
H 10 - 80 VDC	1 Hour Meter	A Round																	
7 85 - 265 VAC	2 Counter	B 24 x 48																	
J 12 - 48 VAC/DC		C Screw Mount																	

Earth Leakage Relay [9032]

Earth Leakage Relays



96 x 96 mm
Earth Leakage
Relay



DIN Mounted
Earth Leakage
Relay



CBCT



Rectangular CBCT

Current Range	Type	Voltage & Contact Arrangement	Cat. No.	M.R.P. (₹) Per Unit	
30mA - 30A	Panel mounted (96 x 96 mm) Earth Leakage Relay	110 - 240 VAC/DC, 1 C/O (Pre-alarm) + 1 C/O (Fault)	17K716QF4N	3935	
		110 - 240 VAC/DC, 1 C/O (Pre-alarm) + 1 C/O (Fault) with RS 485	17K716QF4M	5655	
		240 - 415 VAC/DC, 1 C/O (Pre-alarm) + 1 C/O (Fault)	17K726QF4N	3935	
		240 - 415 VAC/DC, 1 C/O (Pre-alarm) + 1 C/O (Fault) with RS 485	17K726QF4M	5655	
	DIN mounted Earth Leakage Relay	110 - 240 VAC, 110 VDC, Manual reset	17G715GF2	3595	
		220 - 415 VAC, 220 VDC, Manual reset	17G745GF2		
		15 VDC, Manual reset	17G755GF2		
		110 - 240 VAC, 110 VDC, Auto reset	17G715KF2		
		220 - 415 VAC, 220 VDC, Auto reset	17G745KF2		
		15 VDC, Auto reset	17G755KF2		
	CBCT (moulded case) for Type A & AC Current	38 mm ID	17H7NNHN3	1235	
		57 mm ID	17H7NNIN3	1670	
		70 mm ID	17H7NNQN3	1895	
		92 mm ID	17H7NNJN3	2075	
		120 mm ID	17H7NNLN3	2165	
		210 mm ID	17H7NNKN3	4080	
		CBCT (moulded case) for Type AC Current	38 mm ID	17H7NNRN3	925
			57 mm ID	17H7NNVN3	1035
			70 mm ID	17H7NNSN3	1095
			92 mm ID	17H7NNTN3	1465
120 mm ID	17H7NNUN3		1700		
Rectangular CBCT (moulded case) for Type AC Current	300 x 50 mm ID	17H9NNWN0	8150		
	350 x 150 mm ID	17H9NNXN0	9910		

- CBCT for Type AC : For applications with sinusoidal alternating current from 30mA to 30 A.
- CBCT for Type A and AC : For applications with sinusoidal alternating current (from 30mA to 30A) & pulsating DC current (from 30mA to 3A).
- Please contact nearest branch office for requirements of higher dimension CBCTs.

These products are manufactured by



Disclaimer for Timing Devices and Supply Monitors

Every effort as to the correctness or sufficiency of the information and data contained in the catalogue is made. We however cannot accept any liability for the accuracy or completeness of the information and data provided. No claims in this regard shall consequently be accepted.

We reserve the right to make changes, without prior notice, in the catalogue.

Products with CAT no. having, with or without, dot as suffix are same.

LED Indicators with exceptional brightness, seamless operation and integrated low voltage glow protection



22.5 mm. LEDs

LED Indicators for sleek panels with improved aesthetics and functionality



16 mm. LEDs

The New Range Of GEN NEXT META SERIES



Metal Push Buttons
Crafted With Precision
Sleek | Durable | Flexible



Assembles
quickly



5G vibration
protection



Secured
with IP65

The available colours are Red, Green, Blue, Amber, Yellow, Black, and White.

Modular Remote Control Units

Note: All Cat.No. to be ordered in multiple of Standard Packing : 10, Except for Push Button Stations.

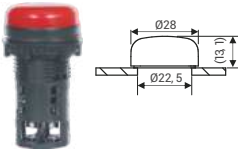

Gen Next Series

Gen Next LED Indicator [8531]

• Surface Mounted Device LED technology

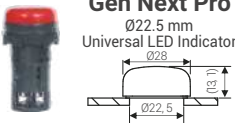
• Low Power consumption < 1W

• Surge & Low Voltage Glow Protection (LVGP)








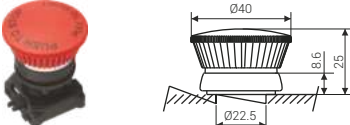
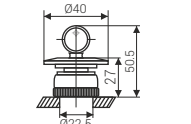
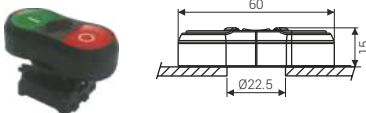
	Description	Cat. No.	Colour (4 th Digit)	Voltage (5 th , 6 th , 7 th & 8 th Digit)	M.R.P. (₹) Per Unit
Gen Next Pro Ø22.5 mm in Cluster design 	Gen Next Pro LED Indicator 22.5 mm	EPL□□□□□	R-Red G-Green Y-Yellow A-Amber B-Blue W-White	012C - 12 VAC/DC 024C - 24 VAC/DC 030C - 30 VAC/DC 048C - 48 VAC/DC 064C - 64 VAC/DC 110A - 110 VAC 110D - 110 VDC 240A - 240 VAC 220D - 220 VDC	134 231 Blue & White
				415A - 415 VAC	167 285 Blue & White
	Gen Next LED Indicator 16 mm	SIL□□□□□	R-Red G-Green Y-Yellow A-Amber B-Blue W-White	012C - 12 VAC/DC 024C - 24 VAC/DC 030C - 30 VAC/DC 048C - 48 VAC/DC 064C - 64 VAC/DC 110C - 110 VAC/DC 240A - 240 VAC	149 249 Blue & White


Note * : LED Indicator for Flame Proof Panel application available on request.

Universal LED Indicator [8531]

	Description	Cat. No.	Colour (8 th Digit)	Voltage (9 th , 10 th , 11 th & 12 th Digit)	M.R.P. (₹) Per Unit
	Gen Next Pro Ø22.5 mm Universal LED Indicator	EPL□□□□□	R-Red G-Green Y-Yellow A-Amber B-Blue W-White	224C-24 to 240V AC/DC	401 481 Blue & White

Gen Next Push Button & Selector Actuators Ø 22.5 mm [8538]


	Description	Cat. No.	Colour (4 th Digit)	M.R.P. (₹) Per Unit		
	Lock & Key Rotary Type	2 Position		C-Black	340	
		 Non Spring Return EP09KK00□0000				
		 Spring Return EP09KI00□0000				
		3 Position				
		 Non Spring Return EP09KL00□0000				
		 Spring Return EP09KJ00□0000				
		 Spring Return L. H. EP09KM00□0000				
		 Spring Return R. H. EP09KN00□0000		355		
	Push Pull	EG02MG0□	R-Red	327		
	Mushroom Head Lock And Key Actuator	EG02MQ0R00	R-Red	370		
	Twin Touch with Black centre strip	EG02TD01	-	168		



Note :

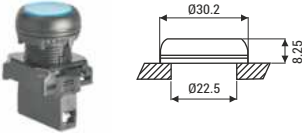
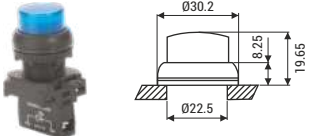
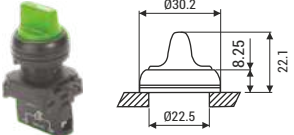




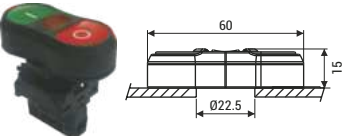
- Actuators & Selector Actuators with black ABS collar are offered as Standard
- Actuators (except Mushroom Head Push - Pull Actuators) are also available with chrome plated ABS & Brass collar
 - Non-Illuminated Actuator
 - For PU Coated ABS Collar replace 7th digit 1 by 2 eg. : EMNPD[2]
 - For Brass Metal Collar replace 7th digit 1 by 3 eg. : EMNPD[3] (Please contact nearest branch office for MRP)
 - Illuminated Actuator
 - For PU Coated ABS Collar replace 4th digit 3 by 5 eg. : EG0[5]***
 - For Brass Metal Collar replace 4th digit 3 by 7 eg. : EG0[7]*** (Please contact nearest branch office for MRP)



Brass Metal Coller Push Button

Note * : In 2 position selector actuator, for operating style  replace 6th digit from K to R and for operating style , replace 6th digit from K to T

Gen Next Illuminated Push Button Actuators [8531]

- Snap Mounting with compact contact blocks (EC1C & EC2C)

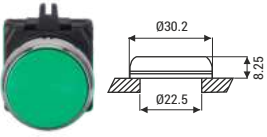
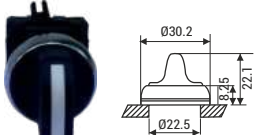

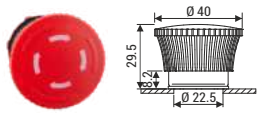
	Description	Cat. No.	Colour (8 th Digit)	Voltage (9 th , 10 th , 11 th & 12 th Digit)	M.R.P. (₹) Per Unit
	Flush Head	EG03FDL□□□□□	R-Red G-Green Y-Yellow A-Amber	012C - 12 VAC/DC 024C - 24 VAC/DC 030C - 30 VAC/DC 048C - 48 VAC/DC 064C - 64 VAC/DC 110A - 110 VAC	240
			B-Blue W-White	110D - 110 VDC 240A - 240 VAC 220D - 220 VDC	444 Blue and White
	Projecting Head (Push Function)	EG03PDL□□□□□	R-Red G-Green Y-Yellow A-Amber	012C - 12 VAC/DC 024C - 24 VAC/DC 030C - 30 VAC/DC 048C - 48 VAC/DC 064C - 64 VAC/DC 110A - 110 VAC	240
			B-Blue W-White	110D - 110 VDC 240A - 240 VAC 220D - 220 VDC	444 Blue and White
	Selector Actuator with LED holder	2 Position		R-Red G-Green Y-Yellow A-Amber B-Blue W-White	012C - 12 VAC/DC 024C - 24 VAC/DC 030C - 30 VAC/DC 048C - 48 VAC/DC 064C - 64 VAC/DC 110A - 110 VAC 110D - 110 VDC 240A - 240 VAC 220D - 220 VDC
		 Non Spring Return EG03SKL□□□□□	352		
		 Spring Return EG03SIL□□□□□	525 Blue and White		
		3 Position			
 Non Spring Return EG03SLL□□□□□	525 Blue and White				
 Spring Return EG03SJL□□□□□					
	Twin Touch with Led Holder	EG03TDL□□□□□	Y- Yellow A-Amber	012C - 12 VAC/DC 024C - 24 VAC/DC 030C - 30 VAC/DC 048C - 48 VAC/DC 064C - 64 VAC/DC 110A - 110 VAC 110D - 110 VDC 240A - 240 VAC 220D - 220 VDC	301

Note*: 1) In 2 position selector actuator, for operating style  replace 6th digit from K to R and for operating style  replace 6th digit from K to T.

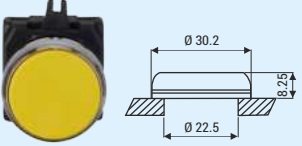
2) Assembly comes with LED holder. Please order contact block EG08001G00 and EG008002R00 separately.

GEN NEXT Meta - Metal Push Button & Selector Actuator [8538] New


- Snap Mounting with compact contact blocks (EC1C & EC2C)

	Description	Cat. No.	Colour	M.R.P. (₹) Per Unit	
	Flush head	EM27FD00□00	R-Red G-Green C-Black Y-Yellow W-White B-Blue A-Amber	90	
		EM27FD00□00		90	
		EM27FD00□00		90	
		EM27FD00□00		90	
		EM27FD00□00		90	
		EM27FD00□00		90	
		EM27FD00□00		90	
	Symmetric Head	2 Position			
		Non Spring Return EM27SK00□00 ↵	C-Black	270	
		Spring Return EM27SI00□00 ↵		270	
		3 Position			
		Non Spring Return EM27SL00□00 ↵↵		305	
		Spring Return EM27SJ00□00 ↵↵		305	
		Spring Return L.H. EM27SM00□00 ↵↵		305	
Spring Return R.H. EM27SN00□00 ↵↵	305				
	Lock & Key	2 Position			
		Non Spring Return EM27KK00□00 ↵	C-Black	370	
		Spring Return EM27KI00□00 ↵		370	
		3 Position			
		Non Spring Return EM27KL00□00 ↵↵		410	
		Spring Return EM27KJ00□00 ↵↵		410	
		Spring Return L.H. EM27KM00□00 ↵↵		410	
Spring Return R.H. EM27KN00□00 ↵↵	410				
	Mushroom Head-Push Turn	EM27MH00□00	R-Red	205	
		EM27MH00□00	G-Green	205	
	Mushroom Head-Push Function	EM27MD00□00	R-Red	135	


GEN NEXT Meta Illuminated Push Button Actuator [8531]

	Description	Cat. No.	Colour (8 Digit)	Voltage (9 , 10 , 11 & 12 Digit)	M.R.P. (₹) Per Unit
	Illuminated Flush head	EM28FD0□□□□□	R-Red	012C - 12 V AC/DC	310
			G-Green	024C - 24 V AC/DC	
			Y-Yellow	030C - 30 V AC/DC	
			A-Amber	048C - 48 V AC/DC	
			W-White B-Blue	064C - 64 V AC/DC	640
				110A - 110 V AC	
				110D - 110 V DC	
				240A - 240 V AC	
				220D - 220 V DC	

Gen Next Modular Contact Blocks [8538]

	Description	Cat. No.	Colour	Voltage	M.R.P. (₹) Per Unit
	'NO' Block	EC1C	-	-	64
	'NC' Block	EC2C	-	-	64

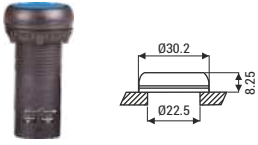
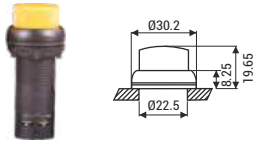
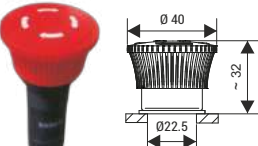

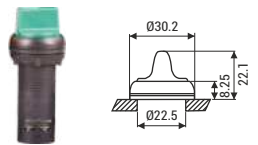






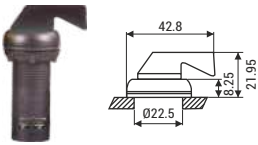






Spare for Gen Next Series [8531]

	Description	Cat. No.	Colour	Voltage	M.R.P. (₹) Per Unit
	LED Holder for Gen Next illuminated actuator series	EG08HOL□□□□□	R-Red	012C - 12 VAC/DC	175
			G-Green	024C - 24 VAC/DC	
			Y-Yellow	030C - 30 VAC/DC	
			A-Amber	048C - 48 VAC/DC	
			B-Blue W-White	064C - 64 VAC/DC	351 Blue and White
				110A - 110 VAC	
				110D - 110 VDC	
				240A - 240 VAC	
				220D - 220 VDC	

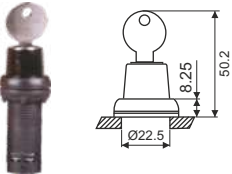






Note : Contact blocks and LED holder are same for Gen next and Gen next META series



Gen Next entegral Actuator [8536]

- With inbuilt contact arrangement
- Contact rating 6A @ 240AC

	Description	Cat. No.	Contact Configuration (3 rd Digit)	Colour (4 th Digit)	M.R.P. (₹) Per Unit	
	Flush Head	EE□□FD1	1 - 1 NO 2 - 1 NC	R-Red G-Green Y-Yellow W-White B-Blue A-Amber C-Black	129	
			3 - 1 NO + 1 NC 4 - 2 NO 5 - 2 NC	188		
	Projecting Head Push Function	EE□□PD1	1 - 1 NO 2 - 1 NC	R-Red G-Green Y-Yellow W-White B-Blue A-Amber C-Black	129	
			3 - 1 NO + 1 NC 4 - 2 NO 5 - 2 NC	188		
	Mushroom Head Push - Turn	EE□□MH1	1 - 1 NO 2 - 1 NC	R-Red G-Green Y-Yellow C-Black	189	
			3 - 1 NO + 1 NC 4 - 2 NO 5 - 2 NC	257		
	Mushroom Head Push - Function	EE□□MD1	1 - 1 NO 2 - 1 NC	R-Red G-Green Y-Yellow C-Black	160	
			3 - 1 NO + 1 NC 4 - 2 NO 5 - 2 NC	218		
	Symmetric Head Actuator		2 Position	R-Red G-Green W-White C-Black	260	
			 Non Spring Return EE□□SK1			1 - 1 NO 2 - 1 NC
			 Spring Return EE□□SI1			3 - 1 NO + 1 NC (Left NO) 4 - 2 NO 5 - 2 NC 6 - 1 NO + 1 NC (Right NO)
			3 Position			3 - 1 NO + 1 NC (Left NO) 4 - 2 NO 5 - 2 NC 6 - 1 NO + 1 NC (Right NO)
			 Non Spring Return EE□□SL1			
			 Spring Return EE□□SJ1			
			 Spring Return L. H. EE□□SM1			
 Spring Return R. H. EE□□SN1	329					
	Lever Head		2 Position	R-Red G-Green W-White C-Black	260	
			 Non Spring Return EE□□LK1			1 - 1 NO 2 - 1 NC
			 Spring Return EE□□LI1			3 - 1 NO + 1 NC (Left NO) 4 - 2 NO 5 - 2 NC 6 - 1 NO + 1 NC (Right NO)
			3 Position			3 - 1 NO + 1 NC (Left NO) 4 - 2 NO 5 - 2 NC 6 - 1 NO + 1 NC (Right NO)
			 Non Spring Return EE□□LL1			
			 Spring Return EE□□LJ1			
			 Spring Return L. H. EE□□LM1			
 Spring Return R. H. EE□□LN1	329					


Gen Next entegral Actuator [8536]

	Description	Cat. No.	Contact Configuration (3 rd Digit)	Colour (4 th Digit)	M.R.P. (₹) Per Unit	
	Lock & Key Rotary Type	2 Position		1 - 1 NO 2 - 1 NC	C-Black	334
 Non Spring Return EE□□KK1		3 - 1 NO + 1 NC (Left NO) 4 - 2 NO 5 - 2 NC 6 - 1 NO + 1 NC (Right NO)	399			
 Spring Return EE□□KI1				3 - 1 NO + 1 NC (Left NO) 4 - 2 NO 5 - 2 NC 6 - 1 NO + 1 NC (Right NO)		409
3 Position						
 Non Spring Return EE□□KL1		3 - 1 NO + 1 NC (Left NO) 4 - 2 NO 5 - 2 NC 6 - 1 NO + 1 NC (Right NO)	409			
 Spring Return EE□□KJ1						
 Spring Return L. H. EE□□KM1						
 Spring Return R. H. EE□□KN1						

Note * : In 2 position selector actuator, for operating style  replace 6th digit from K to R and for operating style , replace 6th digit from K to T






Panel Mounted Buzzer Ø 22.5 mm [8531]

- IP20 protection
- 80dB at 1 m distance
- Low Power consumption < 0.6W








	Description	Electrical Rating	Cat. No.	M.R.P. (₹) Per Unit
			Round Type	
22.5 mm Panel Mounted Buzzer Black colour	240 VAC	EG15R00C240A	304	
	110 VAC	EG15R00C110A	304	
	64 VAC/DC	EG15R00C064C	304	
	48 VAC/DC	EG15R00C048C	304	
	30 VAC/DC	EG15R00C030C	304	
	24 VAC/DC	EG15R00C024C	304	
	12 VAC/DC	EG15R00C012C	304	

Gen Next Push Button Stations [8536]

- Dimension
- Single Station : 65 x 55 x 33 mm
 - Two Station : 100 x 55 x 53 mm
 - Three Station : 134 x 55 x 53 mm
 - Eight Station : 305 x 55 x 53 mm

	Description	Cat. No.	M.R.P. (₹) Per Unit
	Flush Head Actuator - Red with Legend - STOP Contact - 1 'NC'	EP1FAC01	498
	Flush Head Actuator - Green with Legend - START Contact - 1 'NO'	EP1FAB02	498
	Two Position Symmetric Head Selector Switch - Black with Legend - OFF / ON Contact - 1 'NO'	EP1FAF08	654
	Two Position Lock & Key Rotary Switch with Legend - OFF / ON Contact - 1 'NO'	EP1FAF12	723
	Mushroom Head Actuator 'Push Function' with Legend - STOP Contact - 1 'NC' for Stop	EP1FAC03	529






Gen Next Push Button Stations [8536]

	Description	Cat. No.	M.R.P. (₹) Per Unit
	Mushroom Head Actuator 'Push Turn Type' with Legend - STOP Contact - 1 'NC' for Stop	EP1FAC05	645
	Flush Head Actuator - Green with Legend - START Contact - 1 'NO' (Station One)	EP2FAH0201	723
	Flush Head Actuator - Red with Legend - STOP Contact - 1 'NC'		
	Flush Head Actuator - Green with Legend - START Contact - 1 'NO' (Station One)	EP2FAH0205	799
	Mushroom Head Actuator 'Push Turn Type' with Legend - STOP Contact - 1 'NC' (Station Two)		
	LED Indicator 240 VAC - Red (Station One)	EP3FAUI1X0201	974
	Flush Head Actuator - Green with Legend - START Contact - 1 'NO' (Station Two)		
	Flush Head Actuator - Red with Legend - STOP Contact - 1 'NC' (Station Three)		
	Flush Head Actuator - Green with Legend - FORWARD Contact - 1 'NO' (Station Two)	EP3FAR020102	913
	Flush Head Actuator - Red with Legend - STOP Contact - 1 'NC' (Station Two)		
	Flush Head Actuator - Green with Legend - REVERSE Contact - 1 'NO' (Station Three)		
	Flush Head Actuator - Green with Legend - UP Contact - 1 'NO' (Station Two)	EP3FAS020102	913
	Flush Head Actuator - Red with Legend - STOP Contact - 1 'NC' (Station Two)		
	Flush Head Actuator - Green with Legend - DOWN Contact - 1 'NO' (Station Three)		
	All 7 Flush Head Actuators with NO Contact & Mushroom Head Push Turn	EP8F02	2589
	8 Way push button pendant with hanging provision	EP8F04	2769
	Single Station Enclosure Box without Actuator	EP1FAA*	275
	Two Station Enclosure Box without Actuator	EP2FAA*	292
	Three Station Enclosure Box without Actuator	EP3FAA*	301
	Eight Station Enclosure Box without Actuator	EP8FAA*	504

- Note:**
1. All Gen next push button stations contains entegral Actuators.
 2. Only entegral actuators can be used for converting Gen next enclosure boxes into Gen Next push button station.
 3. For any other combination of actuators/indicators in push button stations please contact nearest branch office.
 4. EP8F04 is available in single speed for crane application.
- * Chapter ID : 8538.

Universal Push Button Stations (in ABS Engineering plastic body) [8536]

Dimension • Single Station : 75 x 75 x 56 mm • Two Station : 127 x 75 x 56 mm
 • Three Station : 160 x 75 x 56 mm

	Description	Cat. No.	M.R.P. (₹) Per Unit
	Flush Head Actuator - Red with Laser Marking - STOP Contact - 1 'NC'	EWS1C01AC062	602
	Flush Head Actuator - Green with Laser Marking - START Contact - 1 'NO'	EWS1C01AC063	602
	Two Position Symmetric Head Selector Switch - Black with Laser Marking - OFF / ON Contact - 1 'NO'	EWS1C01AF064	795
	Illuminated Actuator - Green with Laser Marking - ON Contact - 1 'NO' - 240 VAC	EWS1C01AA070	710
	Two Position Lock & Key Rotary Switch with Laser Marking - OFF / ON Contact - 1 'NO'	EWS1C01AF065	899
	Mushroom Head Actuator 'Push Function' with Laser Marking - STOP Contact - 1 'NC' for Stop	EWS1C13AC054	640
	Mushroom Head Actuator 'Push Turn type' with Laser Marking - STOP Contact - 1 'NC' for Stop	EWS1C13AC051	722
	"Mushroom Head Actuator with Lock and Key on Yellow Cover, with Laser Marking - STOP, Contact - 1 'NC' for Emergency Stop"	EWS1C13AC066	879
	Push Button Station with Push Pull Emergency Switch, Red with 1 NC	EWS1C13AC069	780
	Flush Head Actuator - Green with Laser Marking - START Contact - 1 'NO' (Station One) Flush Head Actuator - Red with Laser Marking - STOP Contact - 1 'NC' (Station Two)"	EWS2C01AH045	869
	Flush Head Actuator - Green with Laser Marking - START Contact - 1 'NO' (Station One) Mushroom Head Actuator 'Push Turn Type' with Laser Marking - TOP Contact - 1 'NC'"	EWS2C01AH067	963
	Flush Head Actuator - Green with Laser Marking - START Contact - 1 'NO' (Station One) Mushroom Head Actuator 'Lock & Key Type' with Laser Marking - STOP Contact - 1 'NC'"	EWS2C01AH068	1137
	Pilot Light 240 VAC White (Station One) Flush Head Actuator - Green with Laser Marking - START Contact - 1 'NO' (Station Two) Flush Head Actuator - Red with Laser Marking - STOP Contact - 1 'NC' (Station Three)"	EWS3C01AH048	1177
	Flush Head Actuator - Green with Laser Marking - FORWARD Contact - 1 'NO' (Station One) Flush Head Actuator - Red with Laser Marking - STOP Contact - 1 'NC' (Station Two) Flush Head Actuator - Green with Laser Marking - REVERSE Contact - 1 'NO' (Station Three)"	EWS3C01BJ055	1104
	Flush Head Actuator - Green with Laser Marking - UP Contact - 1 'NO' (Station One) Flush Head Actuator - Red with Laser Marking - STOP Contact - 1 'NC' (Station Two) Flush Head Actuator - Green with Laser Marking - DOWN Contact - 1 'NO' (Station Three)"	EWS3C01AS055	1104

Universal Push Button Stations (in ABS Engineering plastic body) [8538]


Push Buttons Station Enclosure

- Dimension
- Single Station : 75 x 75 x 56 mm
 - Three Station : 160 x 75 x 56 mm
 - Five Station : 270 x 75 x 71 mm
 - Two Station : 127 x 75 x 56 mm
 - Four Station : 215 x 75 x 70 mm

	Description	Cat. No.	M.R.P. (₹) Per Unit
	Enclosure Grey-Black single hole	EWS1C01AA	350
Enclosure Grey-Black & 2 hole of Ø 22.5	EWS2C01AA	454	
Enclosure Grey-Black & 3 holes of Ø 22.5	EWS3C01AA	556	
Enclosure Grey-Black & 4 holes of Ø 22.5	EWS4C01AA	781	
Enclosure Grey-Black & 5 holes of Ø 22.5	EWS5C01AA	902	
	Enclosure Yellow-Black single hole	EWS1C13AA	350
	Enclosure Yellow-Black & 2 hole of Ø 22.5	EWS2C13AA	454
	Enclosure Yellow-Black & 3 holes of Ø 22.5	EWS3C13AA	556
	Enclosure Yellow-Black & 4 holes of Ø 22.5	EWS4C13AA	781
	Enclosure Yellow-Black & 5 holes of Ø 22.5	EWS5C13AA	902


All Purpose Enclosures [8538]

Dimension: 110 x 80 x 65 mm


 Note : with plastic screws	Description	Cat. No.	M.R.P. (₹) Per Unit
	All Grey without hole	HF999000	348
	All Grey & 1 hole of Ø 22.5	HF999001	348
All Grey & 2 holes of Ø 22.5	HF999002	348	

Note: Gen Next Series actuator and contact blocks can be used to convert all purpose enclosure box into push button stations.


Accessories and Spares [8538]


Metal Plates - Spare 	Description	Cat. No.	M.R.P. (₹) Per Unit
	Small	HH2420122	23
	Large	HH2420124	23
	Square	HH2420123	23

Note: Printing as per customer requirement

Fixing Device 	Cat. No.	M.R.P. (₹) Per Unit
	HH192000	78

Plastic Plate 	Cat. No.	M.R.P. (₹) Per Unit	
	Yellow legend plate	HB135000	66
	Padlock Yellow (for Mushroom head Actuator)	HF192024	164
	Padlock Transparent (for Flush head Actuator)	HF192025	149
	Protecting Shroud for Emergency Push Button	HF195020A	76
	Protecting Shroud	HF195004	66

Shroud (Boot) for Actuator	Colour	Gen Next Actuator	
		Cat. No.	M.R.P. (₹) Per Unit
 (For IP67 protection of actuators)	White	HB17101	30
	Red	HB17301	
	Green	HB17401	
	Black	NA	
	Yellow	HB17501	
	Blue	HB17701	
	Amber	HB17801	
	Colourless	HB190003	

Spare Lens Cap	Colour	Cat. No.		M.R.P. (₹) Per Unit
		Non Illuminated	Illuminated	
	Red	HB103002	HB103103	22
	Green	HB104000	HB104101	
	Black	HB102006	NA	
	Yellow	HB105008	HB105109	
	White/Opal	HB101004	HB101105	
	Blue	HB107010	HB107111	
	Orange	HB108012	HB108113	
	Colourless	NA	HB100107	

Note: It can be used for Gen Next.

Collar (For Flush/ Projecting Head) 	Cat. No.	Colour	M.R.P. (₹) Per Unit
	HB196000	Chrome Plated 'ABS'	19
	HB192000	Black	19
Adaptor Ring * (For 30 to 22 mm in Panel Cutout conversion) 	HH180000	Gray	28
	HH182004	Black	
	HH196006	Chrome Plated 'ABS'	
Blanking Plugs 	HH180002	Gray	54
	HH182009	Black	
	HH196010	Chrome Plated 'ABS'	
Center Indication Strip (For Twin Touch Actuator) 	HB102058	Black	54
	HB105163	Yellow	
	HB108169	Orange	
	HB100161	Colourless	

* It can be used to convert Gen Next actuator series to TK3 Ø30 mm mounting.

Every effort as to the correctness or sufficiency of the information and data contained in the catalogue is made. We however cannot accept any liability for the accuracy or completeness of the information and data provided. No claims in this regard shall consequently be accepted.

We reserve the right to make changes, without prior notice, in the catalogue.

Products with CAT no. having, with or without, dot as suffix are same.

These products are manufactured by



GENERAL TERMS

All prices are on Maximum retail price basis inclusive of all duties, GST & any other tax as applicable.

WARRANTY POLICY

All products listed in the price list are covered by a warranty against manufacturing defects for a period of 18* months from the date of purchase. For Lauritz Knudsen MCBs & Isolators mounted inside Lauritz Knudsen Distribution Boards, an extended warranty of 5 years is provided. In the event of a defect due to faulty workmanship or other associated reasons, we will, at our discretion, remedy the defect or replace the faulty parts or the entire product as soon as possible, free of cost.

However, the warranty is subject to proper usage, efficient maintenance, and does not cover defects arising from fire, accidents, inefficient maintenance, faulty operation, or deliberate or accidental damage. It also does not cover damage to power electronic components such as thyristors & IGBTs, which primarily fail due to overtemperature & over-voltage. Users need to take adequate precautions to eliminate these conditions. Manufacturer shall not be responsible & liable for any special, incidental, social or consequential (including lost profits) loss, consequential damages, injury or damages (punitive) of any kind solely attributable to defect or failure of its products. Manufacturer shall not be liable in any manner for the issue of or failure in the performance of other equipment the product is attached to.

NOTE:

We are committed to maintaining our product warranty in line with our standard terms for both the Lauritz Knudsen Brand and the L&T Switchgear brand. The change in brand will not alter our standard warranty terms or any applicable extended warranty terms.

Furthermore, we will ensure that spares and after-sales support remain available throughout the entire product life cycle, regardless of whether the products are under the L&T Switchgear brand or the Lauritz Knudsen Brand

Please visit www.LK-EA.com for latest update on our products & prices.

Switchgear Training Centres



Pune

Lauritz Knudsen Electrical & Automation
Switchgear Training Centre
T-156 / 157, MIDC,
Bhosari, Pune - 411 026
Tel: 020-2712 0037 / 2712 0653
E-mail: STC-PUNE@LK-EA.com



Lucknow

Lauritz Knudsen Electrical & Automation
Switchgear Training Centre
C-6 & 7, UPSIDC,
P. O. Sarojininagar,
Lucknow - 226 008
Tel: 97944 54455
E-mail: STC-LUCKNOW@LK-EA.com



Delhi

Lauritz Knudsen Electrical & Automation
Switchgear Training Centre
A-25, Imperia Complex, First Floor
Mohan Cooperative Industrial Estate
Near Sarita Vihar / Mohan Estate Metro Station
Main Mathura Road, New Delhi - 110044
Tel: 9899020306 / 9720186726 / 9560845094
E-mail: STC-DELHI@LK-EA.com



Kolkata

Lauritz Knudsen Electrical & Automation
Switchgear Training Centre,
2nd Floor, Block BN3, Sector V,
Salt Lake City,
Kolkata - 700091, West Bengal
Tel: 7738717893 / 7797795567
E-mail: STC-KOLKATA@LK-EA.com



Vadodara

Lauritz Knudsen Electrical & Automation
Switchgear Training Centre
Behind L&T Knowledge City,
Near Village Ankhol,
Vadodara - 390019
Tel: 0265 6147805 / 6147808
E-mail: STC-VADODARA@LK-EA.com



Coonor

Lauritz Knudsen Electrical & Automation
Switchgear Training Centre
Ooty-Coonor Main Road
Yellanahalli P.O.,
The Nilgiris - 643 243
Tel: 0423 251 7107
E-mail: STC-COONOOR@LK-EA.com

Electrical Standard Products (ESP) Offices:

HEAD OFFICE

Lauritz Knudsen Electrical & Automation, a unit of Schneider Electric India Private Limited, A/600, Shil-Mahape Road, TTC Industrial Area, MIDC Thane, Mumbai, 400 710, Maharashtra. Tel: 022-67053229 | Fax: 022-67051112 | e-mail: CIC@LK-EA.com

BRANCH OFFICES

Lauritz Knudsen Electrical & Automation
C-201, The First Commercial Complex,
B/S Keshavbaug Party Plot, Vastrapur,
Ahmedabad - 380015
Phone No: 022 6932 7800
e-mail: CIC@LK-EA.com

Lauritz Knudsen Electrical & Automation
Ground Floor, B-27, Biplab Rashbihari Sarani,
Sector 2A, Bidhan Nagar,
Durgapur - 713212
Phone No: 022 6932 7800
e-mail: CIC@LK-EA.com

Lauritz Knudsen Electrical & Automation
Business Communication Centre
2nd Floor, Chiramel Chambers,
Kurisupally Road, Ravipuram,
Kochi - 682 015
Phone No: 022 6932 7800
e-mail: CIC@LK-EA.com

Lauritz Knudsen Electrical & Automation
A-25, 1st Floor, Imperia Complex,
Moham Corporate Industrial Estate,
Near Sarita Vihar Metro Station,
Mathura Road,
New Delhi - 110044
Phone no: 022 6932 7800
e-mail: CIC@LK-EA.com

Lauritz Knudsen Electrical & Automation
Wework Central, #36 Infantry Road,
Bengaluru - 560 001
Phone No: 022 6932 7800
e-mail: CIC@LK-EA.com

Lauritz Knudsen Electrical & Automation
6th Floor, Exotica Greens, A Block, 191,
R G Baruah Road, Guwahati Central,
Guwahati - 781005
Phone No: 022 6932 7800
e-mail: CIC@LK-EA.com

Lauritz Knudsen Electrical & Automation
2nd Floor, BN3, Salt Lake, Sector-V,
Kolkata - 700091
Phone No: 022 6932 7800
e-mail: CIC@LK-EA.com

Lauritz Knudsen Electrical & Automation
A06/A07, Second Floor,
Grand Chandra Complex, Frazer Road
Patna - 800001
Phone No: 022 6932 7800
e-mail: CIC@LK-EA.com

Lauritz Knudsen Electrical & Automation
Under O Launchpad, 4th Floor,
Unit-434, Esplanade 1, Rasulgarh,
Bhubaneswar - 751010
Phone No: 022 6932 7800
e-mail: CIC@LK-EA.com

Lauritz Knudsen Electrical & Automation
Shri Daneshwari, 1st Floor,
Plot No. 17, 2nd Cross, Near Old Income
Tax Office Road, Vidyanagar,
Hubballi - 580021
Phone No: 022 6932 7800
e-mail: CIC@LK-EA.com

Lauritz Knudsen Electrical & Automation
No.10, Fortuna Towers, 2nd Floor,
Rana Pratap Marg, Near NBRI
Lucknow - 226001
Phone No: 022 6932 7800
e-mail: CIC@LK-EA.com

Lauritz Knudsen Electrical & Automation
UrbanWrk, 5th Floor, Sai Radhe,
Raja Bahadur Mill Road, Behind Hotel
Grand Sheraton, Sangamwadi
Pune - 411001
Phone No: 022 6932 7800
e-mail: CIC@LK-EA.com

Lauritz Knudsen Electrical & Automation
4th Floor, SCO-54, 55, 56, Sector-17A
Chandigarh - 160017
Phone No: 022 6932 7800
e-mail: CIC@LK-EA.com

Lauritz Knudsen Electrical & Automation
AWFIS space solutions, Prestige Phoenix,
4th floor, 1405, Umanagar, Begumpet,
Hyderabad - 500016
Phone No: 022 6932 7800
e-mail: CIC@LK-EA.com

Lauritz Knudsen Electrical & Automation
El Dorado Building, 3rd Floor, 6,
Venkatraman Street, Chinna Chokkikulam
Madurai - 625 002
Phone No: 022 6932 7800
e-mail: CIC@LK-EA.com

Lauritz Knudsen Electrical & Automation
Office No. 211 & 212, Pithalia Plaza,
KK Road, Near Fafadih Chowk,
Raipur - 492001, Chhattisgarh,
Phone No: 022 6932 7800
e-mail: CIC@LK-EA.com

Lauritz Knudsen Electrical & Automation,
801 Word Level-8, No. 28,
SIDCO Industrial Estate, Guindy,
Chennai - 600032, Tamil Nadu,
Phone No: 022 6932 7800
e-mail: CIC@LK-EA.com

Lauritz Knudsen Electrical & Automation
Workie, 214-2nd Floor,
Apollo Premier, PU-4,
Scheme No. 54, Vijay Nagar Square,
Indore - 452010
Phone No: 022 6932 7800
e-mail: CIC@LK-EA.com

Lauritz Knudsen Electrical & Automation
TC II, Tower B, PRIMA BAY Gate No. 5,
Saki Vihar Road, Powai,
Mumbai - 400072
Phone No: 022 6932 7800
e-mail: CIC@LK-EA.com

Lauritz Knudsen Electrical & Automation
10th Floor, Titaanium Business,
Bhimrad Road, Althan
Surat - 395017
Phone No: 022 6932 7800
e-mail: CIC@LK-EA.com

Lauritz Knudsen Electrical & Automation
Playworkz Coworking Space
43 & 44, 3rd Cross,
Bharathy Colony, Peelamedu,
Coimbatore - 641004
Phone No: 022 6932 7800
e-mail: CIC@LK-EA.com

Lauritz Knudsen Electrical & Automation
Office No. 430, 4th Floor,
Jaipur Electronic Market, Riddhi Siddhi,
Gopalpura Bypass,
Jaipur - 302018
Phone No: 022 6932 7800
e-mail: CIC@LK-EA.com

Lauritz Knudsen Electrical & Automation
Unnati Building, 2nd Floor,
Automation Campus, A-600, TTC Industrial
Area, Shil-Mahape Road, Mahape
Navi Mumbai - 400710
Phone No: 022 6932 7800
e-mail: CIC@LK-EA.com

Lauritz Knudsen Electrical & Automation
11th Floor, Block-D, Notus IT Park,
Sarabhai Campus, Bhailal Amin Marg,
Vadodara - 390023
Phone No: 022 6932 7800
e-mail: CIC@LK-EA.com

Lauritz Knudsen Electrical & Automation
3rd Floor, 1&2 Vijay Park,
Main Chakrata Road, Opp. Anandam,
Near Ballupur Chowk,
Dehradun - 248001
Phone No: 022 6932 7800
e-mail: CIC@LK-EA.com

Lauritz Knudsen Electrical & Automation
GDR Siddha, Ground Floor, N Road
Bistupur, Opposite St. Mary's Church,
Jamshedpur - 831001
Phone No: 022 6932 7800
e-mail: CIC@LK-EA.com

Lauritz Knudsen Electrical & Automation
M1 & M2, Mezzanine Floor,
Himalaya Excellency,
Plot No. C-47, Pratap Nagar Square,
Nagpur - 440022
Phone No: 022 6932 7800
e-mail: CIC@LK-EA.com

Lauritz Knudsen Electrical & Automation
Naga Chambers, 3rd Floor, D/No. 12-1-16,
Plot No. 49, Survey No. 1051, Waltair Main Road,
Visakhapatnam - 530002, Andhra Pradesh,
Phone No: 022 6932 7800
e-mail: CIC@LK-EA.com

Product improvement is a continuous process. For the latest information and special application, please contact any of our offices listed here. Product photographs shown for representative purpose only.



Lauritz Knudsen Electrical & Automation, Electrical Standard Product
A/600, Shil-Mahape Road, TTC Industrial Area, MIDC Thane, Mumbai, 400 710,
Maharashtra, Phone No: 022 6932 7800 | Web: www.LK-EA.com

Customer Interaction Center (CIC)
Phone no: 022 6932 7800
Web: www.LK-EA.com | e-mail: CIC@LK-EA.com